

Singer 24-1
Singer 24-2
Singer 24-20
Singer 24-24
Singer 24-30
Singer 24-50
Singer 24-51

Form 7984
Supersedes Form 7661
October, 1911

PRICE LIST OF PARTS



MACHINES
Nos. 24-1, 24-2, 24-20,
24-24, 24-30, 24-50
and 24-51

THE SINGER MANUFACTURING COMPANY

INDEX

	PAGE
ACCESSORIES	25
ATTACHMENT SET	22, 24
CABINET TRIMMINGS	34
HEMSTITCHERS	25
MACHINE No. 24-1	7
" " 24-2	10
" " 24-20	11
" " 24-24	12
" " 24-30	16
" " 24-50	17
" " 24-51	21
NUMERICAL LIST OF PARTS	43
OBSOLETE PARTS	39
PRESSER FEET	26
STAND (ROCKING TREADLE)	27-33
TRIMMINGS FOR BASE	27
" " PORTABLE CASE	26

INSTRUCTIONS FOR ORDERING

In ordering from this list, use **ONLY** the PART number in the **FIRST** column.

The number stamped on a Sewing Machine part is in every case the number of the single part only.

Every combination of parts sent out as such has its specific number, which, although not stamped on the parts, must be used when ordering the combination.

Each number always indicates the **SAME PART** in whatever list it appears, or for whatever machine.

The letters after some of the numbers indicate the style of finish only, as follows:

- A. Hardened, Polished and Plated.
- B. Polished and Plated.
- C. Hardened only.
- D. Polished only.
- E. Soft, not Polished.
- F. Hardened and Polished.
- H. Blued.

These letters **MUST BE USED** when they appear in the list, and **AFTER** the number as in the list.

In this series

1 to 1500 are Screw Numbers.

1501 to 1800 are Nut Numbers.

1801 to 2000 are Roller Numbers.

2001 and upward are numbers of Machine Parts.

The figures in the second column refer only to the plates, illustrating the parts, and are **NOT TO BE USED** in ordering.

Parts marked with an asterisk (*) are furnished only when repairs are made at factory.

LIST OF PARTS COMPLETE

FOR

MACHINE NO. 24-1

AUTOMATIC TENSION (H. O.) FAMILY

(OBSOLETE)

NO.	PLATE	NAME	EACH
*9501	—	Arm, upper and lower (solid).....	\$8 00
9502	529	" Rock Shaft with 1811, 9546 and 9547.....	60
1811	2717	Arm Rock Shaft Roller and Stud.....	20
310A	2717	" " " Screw Centre (back)....	08
1516B	2717	" " " " " " Nut	05
311C	2717	" " " " " (front)...	08
9503	529	" Rotary Shaft with 1919c.....	1 00
9504	528	Balance Wheel, 2¼ in. pulley, with 424c.....	90
9505	528	Balance Wheel, 1¾ in. pulley, with 435c, for Drawing-Room Cabinet.....	90
9506	528	Balance Wheel Cover.....	30
168B	2715	" " " Screw.....	04
424C	2717	" " " Set Screw for 9504.....	05
435C	2717	" " " " " 9505.....	04
9508	2700	Cloth Plate with 1602E.....	2 00
1602E	2716	" " Bushing.....	02
387A	2717	" " Screw.....	06
22306	2702	Connecting Rod with two 1012B.....	50
1012B	2703	" " Adjusting Screw.....	05
44A	2717	" " Screw Stud.....	10
9509	2701	Face Plate.....	25
387B	2709	" " Screw.....	02
9510	2705	Feed Dog.....	50
190D	2717	" " Screw.....	03
9511	2703	" Forked Connection with 131E and 175E.....	60
131E	2703	Feed Forked Connection Adjusting Screw (large).....	04
175E	2703	Feed Forked Connection Adjusting Screw (small).....	02
9512	2703	Feed Forked Connection Hinge Pin....	05
66A	2703	" " " " Screw..	08
9936	2703	" " " " Link with 1012E.....	50

PARTS FOR MACHINE NO. 24-1

NO.	PLATE	NAME	EACH
1012E	2703	Feed Forked Connection Link Adjusting Screw.....	\$ 05
35B	2703	Feed Forked Connection Link Screw Stud.....	07
9514	2703	Feed Raising Bar with 131E.....	50
131E	2703	" " " Adjusting Screw.....	04
9515	2703	" " " Carrier.....	30
9516	2703	" " " Stud.....	20
449C	2703	" " " " Set Screw.....	02
9517	2703	" " " Hinge Pin.....	08
9518	2703	" Regulator.....	35
9521	2703	" " Friction Washer.....	01
59D	2703	" " Hinge Screw.....	07
9519	2704	" " Indicator Segment.....	20
104B	2704	" " " " Screw.....	04
9804	2704	" " " " Spring.....	05
2300	2704	" " " " " ".....	
		Hook.....	01
9522	2704	Looper.....	60
9523	529	" Gate.....	05
9524	529	" Frame.....	30
389B	2717	" " " Screw.....	04
87B	2717	" " Hinge Screw.....	05
9525	2704	" " " Washer.....	01
1019C	2704	" Set Screw.....	02
9526	2704	Needle Bar.....	40
34170	2710	" " Connecting Link with two 1313E.....	25
1313E	2710	Needle Bar Connecting Link Adjusting Screw.....	02
9570	2704	Needle Bar Connecting Stud-with 207E.....	30
207E	2704	" " " " Clamping Screw.....	02
9611	2704	Needle Bar Thread Tube.....	08
806A	2704	" Thumb Screw.....	10
9530	2704	Presser Bar.....	40
9531	2704	" " Guide with 462C.....	20
462C	2704	" " " Set Screw.....	02
9532	2704	" " Lifter with 9533.....	20
764A	2704	" " " Screw.....	06
1550H	2704	" " " Nut.....	03
22275	2704	" " " Steady Spring.....	03
9533	2704	" " " Stop Pin.....	02
9534	2704	" " Spring.....	06
9535	2705	" Foot.....	40
206A	2704	" " Screw.....	02
529B	2701	Spool Pin.....	05

PARTS FOR MACHINE NO. 24-1

NO.	PLATE	NAME	EACH
9536	2701	Spool Rest.....	\$ 10
9537	2702	" Weight, 1 3/8 in. diam.....	20
847A	2709	Tension Body for 848A.....	40
9539	2709	" Cap.....	25
154C	2709	" Releasing Screw.....	05
1550H	2704	" " " Nut.....	03
9540	2709	" Spring.....	02
848A	2709	" Stud.....	12
9541	2709	" Plug (fibre).....	03
9850	2709	Tension (automatic) complete, Nos. 847A, 848A and 9539 to 9541.....	80
170A	2709	Tension Thread Guide Stud.....	04
9937	2709	Thread Eyelet (flat).....	05
337B	2709	" " " Screw.....	02
9938	2709	" " " Spring Plate.....	05
511B	2709	" " Over-Spool Pin.....	10
1528B	2709	" " " " Lock Nut.....	03
9543	2709	" Nipper Disc.....	02
9544	2709	" " " Cover.....	12
228D	2709	" " " " Screw.....	02
9545	2709	" " " Spring.....	05
9546	2709	" Pull-off.....	10
9547	2709	" " Rivet..... per 100	25
9942	2709	" Retainer Frame.....	15
9943	2709	" " Plate.....	05
1626B	2709	" " Regulating Thumb Nut.....	03
9944	2709	Thread Retainer Regulating Thumb Nut Cap.....	10
330B	2709	Thread Retainer Screw.....	02
9945	2709	" " Spring.....	03
989B	2709	" " Stud.....	06
9946	2709	" " Under Guide.....	10
9947	2709	Thread Retainer complete, Nos. 989B, 1626B and 9942 to 9946.....	50
9548	2705	Throat Plate for 9510.....	30
244A	2717	" " Screw.....	03

MACHINE NO. 24-2

AUTOMATIC TENSION (H. O.) FAMILY, HAND ATTACHMENT

(OBSOLETE)

This Machine is the same as No. 24-1 with the following exceptions:

HAND ATTACHMENT PARTS

NO.	PLATE	NAME	EACH
9797	2713	Body.....	\$ 60
9798	2713	" Bracket.....	15
7958	2710	" " Dowel Pin.....	01
159A	2717	" " Screw.....	03
8380	2713	Crank Handle (wood).....	08
8433	—	" " Spindle.....	10
8434	2714	" " " 8433 with 8382..	10
8382	2715	" " " Washer.....	01
8280	2715	" Hinge Pin.....	01
8435	2714	" Lever.....	20
8436	—	Crank complete, Nos. 8380, 8434 and 8435.....	35
8281	2715	Crank Lock Pin.....	02
8282	2715	" " " Spring.....	01
9799	2715	Driver.....	25
9565	2715	" Pinion.....	35
23D	2715	" " Screw Stud.....	15
240D	2715	" " Set Screw.....	02
8287	2713	Gear with 8281 and 8282.....	35
9566	2713	" Cover.....	10
399A	2715	" " Screw.....	02
659D	2715	" Screw Stud.....	12
9567	2715	Pinion (intermediate).....	30
45D	2715	" " Screw Stud.....	12
9796	—	Hand Attachment complete, Nos. 23D, 45D, 240D, 659D, 8280, 8287, 8436, 9565 to 9568, 9797 to 9799 and two each 159A and 399A, in place of 9506.	3 00
168B	2715	Hand Attachment Screw.....	04
9256	2715	Spool Pin, in place of 529B.....	03
9568	2715	Thread Eyelet (lower).....	03
9569	2715	" " (upper) in place of 511B.	05
205A	2715	" " " Screw, in place of 1528B.....	08

MACHINE NO. 24-20

AUTOMATIC TENSION (H. O.) FAMILY, FOR CABINET TABLE

(OBSOLETE)

This Machine is the same as No. 24-1 with the following exceptions:

NO.	PLATE	NAME	EACH
9573	528	Balance Wheel Cover, in place of 9506..	\$ 25
9939	528	Spool Pin Bracket.....	25
22273	—	Spool Pin Bracket complete, Nos. 529B, 9536, 9939 and two nickel-plated wood screws $\frac{5}{8}$ in. No. 5.....	40
9940	2702	Spool Weight, $1\frac{3}{4}$ in. diam., with 557A, in place of 9537.....	30
557A	2717	Spool Weight Thumb Screw.....	10
9941	2701	Thread Guide (back of arm) in place of 511B.....	25
205A	2715	Thread Guide Screw, in place of 1528B.	03

**LIST OF PARTS COMPLETE
FOR
MACHINE NO. 24-24**

AUTOMATIC TENSION (H. O.) FAMILY

(OBSOLETE)

NO.	PLATE	NAME	EACH
*22406	—	Arm, upper and lower (solid).....	\$8 00
22407	529	“ Rock Shaft with 853C, 1811 and 22455.....	60
1811	2717	Arm Rock Shaft Roller and Stud.....	20
310A	2717	“ “ “ Screw Centre (back)....	08
1516B	2717	“ “ “ “ “ Nut.....	05
311C	2717	“ “ “ “ “ (front)....	08
22408	529	“ Rotary Shaft with two 462C.....	2 00
199D	2717	“ “ “ Screw.....	04
22409	528	Balance Wheel.....	60
34083	528	Belt Guard.....	25
335B	2717	“ “ “ Screw.....	02
22410	2700	Cloth Plate with 1602E.....	2 00
1602E	2716	“ “ “ Bushing.....	02
387A	2717	“ “ “ Screw.....	06
22411	2702	Connecting Rod with 22412 and two 187B.....	1 00
*22412	—	Connecting Rod Cap.....	—
187B	2717	“ “ “ “ Screw.....	02
378A	2717	“ “ “ “ Hinge Screw.....	10
1520B	2717	“ “ “ “ “ Nut.....	08
22413	2701	Face Plate with 22414.....	40
337B	2709	“ “ “ “ Screw.....	02
22414	2707	“ “ “ Thread Eyelet.....	10
22415	2705	Feed Dog.....	50
190D	2717	“ “ “ “ Screw.....	03
22416	2707	“ and Feed Lifting Eccentric with 1019C.....	1 00
462C	2704	Feed and Feed Lifting Eccentric Set Screw.....	02
9511	2703	Feed Forked Connection with 131E and 175E.....	60
131E	2703	Feed Forked Connection Adjusting Screw (large).....	04
175E	2703	Feed Forked Connection Adjusting Screw (small).....	02

PARTS FOR MACHINE NO. 24-24

NO.	PLATE	NAME	EACH
9512	2703	Feed Forked Connection Hinge Pin....	\$ 05
66A	2703	“ “ “ “ “ Screw..	08
9936	2703	“ “ “ “ “ Link with 1012E.....	50
1012E	2703	Feed Forked Connection Link Adjusting Screw.....	05
1126A	2707	Feed Forked Connection Link Hinge Screw.....	10
9514	2703	Feed Raising Bar with 131E.....	50
131E	2703	“ “ “ “ Adjusting Screw.....	04
9515	2703	“ “ “ “ “ Carrier.....	30
212D	2707	“ “ “ “ “ Cap Screw	04
5968	2707	“ “ “ “ “ “ “ Washer.....	02
22417	2707	Feed Raising Bar Carrier Hinge Pin....	25
1518E	2707	“ “ “ “ “ “ “ Nut	04
9517	2703	“ “ “ “ “ Hinge Pin.....	08
22418	2707	“ “ “ “ “ Regulator.....	35
9521	2703	“ “ “ “ “ Friction Washer.....	01
59D	2703	“ “ “ “ “ Hinge Screw.....	07
22419	2707	“ “ “ “ “ Indicator with 193A.....	60
193A	2707	“ “ “ “ “ Set Screw.....	03
22420	2707	“ “ “ “ “ Shaft.....	15
9522	2704	Looper.....	60
9523	529	“ “ “ “ “ Gate.....	05
22421	529	“ “ “ “ “ Frame.....	40
389B	2717	“ “ “ “ “ Screw.....	04
87B	2717	“ “ “ “ “ Hinge Screw.....	05
9525	2704	“ “ “ “ “ Washer.....	01
1019C	2704	“ “ “ “ “ Set Screw.....	02
22422	2706	Needle Bar with 22456.....	60
34170	2710	“ “ “ “ “ Connecting Link with two 1313E.....	25
1313E	2710	Needle Bar Connecting Link Adjusting Screw.....	02
9570	2704	Needle Bar Connecting Stud with 207E	30
207E	2704	“ “ “ “ “ “ Clamping Screw.....	02
806A	2704	Needle Thumb Screw.....	10
22423	2706	Presser Bar.....	40
22402	2706	“ “ “ “ “ Lifter.....	20
97E	2706	“ “ “ “ “ Hinge Screw.....	04
22424	2706	“ “ “ “ “ Spring.....	05
22404	2706	“ “ “ “ “ Bracket with 462C..	30
462C	2704	“ “ “ “ “ “ Set Screw..	02
22405	2706	“ “ “ “ “ Washer.....	01
22425	2705	“ “ “ “ “ Foot.....	40
1127B	2706	“ “ “ “ “ Thumb Screw.....	08

PARTS FOR MACHINE NO. 24-24

NO. PLATE	NAME	EACH
1121B 2706	Pressure Regulating Thumb Screw.....	\$ 20
34117 528	Pulley, 1¼ in. diam.....	75
22426 528	" 2¼ " "	75
1167E 2717	" Screw.....	05
529B 2701	Spool Pin.....	05
22427 2706	" " Bracket.....	20
889C 2706	" " " Set Screw.....	03
9536 2701	" Rest.....	10
9940 2702	" Weight, 1¼ in. diam., with 557A.	30
557A 2717	" " Thumb Screw.....	10
22428 2706	Thread Controller Post with 22429.....	50
460C 2706	" " " Set Screw.....	02
22429 2706	" " Spring.....	05
22430 2706	" Eyelet (top of arm).....	10
22431 2706	" " Friction Washer.....	01
22432 2706	" Guide Pin (top of arm).....	02
22433 2708	" Nipper Adjusting Stud.....	25
22437 —	" " " " 22433 with 22434 to 22436.....	30
1170H 2708	Thread Nipper Adjusting Stud Hole Plug Screw.....	10
22434 2708	Thread Nipper Adjusting Stud Washer (leather) lower.....	01
22435 2708	Thread Nipper Adjusting Stud Washer (leather) upper.....	02
22436 2708	Thread Nipper Adjusting Stud Washer (steel).....	01
34212 2707	Thread Nipper Body with two 22447...	75
34293 —	Thread Nipper Body complete, Nos. 22439, 22440, 22443, 22444, 22450, 34212, 34213, 34242 and two 22451..	1 80
1125B 2708	Thread Nipper Body Set Screw.....	04
22439 2708	" " Cap.....	50
22440 2708	" " Washer (cloth).....	01
34213 2707	" " Disc (grooved).....	10
22443 2708	" " Locking Washer.....	10
22444 2708	" " " " Cap (leather).....	01
34242 2707	Thread Nipper Ring.....	10
22447 2708	" " " Position Pin.....	01
22449 2708	" " Rod.....	1 00
22450 2708	" " Spring with 22452 and 22453.....	20
22451 2708	Thread Nipper Spring Washer (leather)	01
22452 2708	" " " " (flanged) lower.....	05
22453 2708	Thread Nipper Spring Washer (flanged) upper.....	05

PARTS FOR MACHINE NO. 24-24

NO. PLATE	NAME	EACH
22454 2707	Thread Pull-off Eyelet (double).....	\$ 15
219A 2707	" " " Screw.....	02
22455 2707	" " Pin.....	05
853C 2707	" " " Set Screw.....	02
22456 2706	" Take-up.....	10
22457 2707	" " Spring.....	05
226B 2707	" " " Screw.....	02
22458 2707	" " " Stop.....	02
22459 2705	Throat Plate for 22415.....	30
244A 2717	" " Screw.....	03

MACHINE NO. 24-30

AUTOMATIC TENSION (H. O.) FAMILY, HAND ATTACHMENT

(OBSOLETE)

This Machine is the No. 24-24 with the addition of the following:

HAND ATTACHMENT PARTS

NO.	PLATE	NAME	EACH
34074	2714	Base with two 34075.....	\$ 40
34075	2715	" Position Stud.....	05
34076	2714	Bracket.....	60
690D	2715	" Screw.....	05
8380	2713	Crank Handle (wood).....	08
8433	—	" " Spindle.....	10
8434	2714	" " " 8433 with 8382....	10
8382	2715	" " " Washer.....	01
8280	2715	" Hinge Pin.....	01
8435	2714	" Lever.....	20
8436	—	Crank complete, Nos. 8380, 8434 and 8435.....	35
8281	2715	Crank Lock Pin.....	02
8282	2715	" " " Spring.....	01
34077	2715	Driver.....	35
34072	2715	" Pinion.....	35
1327D	2716	" " Screw Stud.....	15
1620D	2716	" " " " Nut.....	08
240D	2715	" " Set Screw.....	02
34071	2714	Gear with 8281 and 8282.....	35
9566	2713	" Cover.....	10
399A	2715	" " Screw.....	02
659D	2715	" Screw Stud.....	12
34073	2715	Pinion (intermediate).....	35
45D	2715	" " Screw Stud.....	12
34078	—	Hand Attachment complete, Nos. 45D, 240D, 659D, 1327D, 1620D, 8280, 8436, 9566, 34071 to 34074, 34076, 34077 and two each 399A and 690D.....	4 00

LIST OF PARTS COMPLETE

FOR

MACHINE NO. 24-50

AUTOMATIC TENSION, FOR FAMILY USE

NO.	PLATE	NAME	EACH
*34218	—	Arm, upper and lower (solid).....	\$8 00
22407	529	" Rock Shaft with 853C, 1811 and 22455.....	60
1811	2717	Arm Rock Shaft Roller and Stud.....	20
310A	2717	" " " Screw Centre (back)....	08
1516B	2717	" " " " " Nut.....	05
311C	2717	" " " " " (front)....	08
22408	529	" Rotary Shaft with two 462C.....	2 00
199D	2717	" " " Screw.....	04
22409	528	Balance Wheel.....	60
34083	528	Belt Guard.....	25
335B	2717	" " Screw.....	02
22410	2700	Cloth Plate with 1602E.....	2 00
1602E	2716	" " Bushing.....	02
387A	2717	" " Screw.....	06
22411	2702	Connecting Rod with 22412 and two 187B.....	1 00
*22412	—	Connecting Rod Cap.....	—
187B	2717	" " " Screw.....	02
378A	2717	" " " Hinge Screw.....	10
1520B	2717	" " " " Nut.....	08
34219	4266	Face Plate with 34243.....	25
337B	2709	" " Screw.....	02
34243	4266	" " Thread Eyelet with 8505....	02
8505	4266	" " " " Rivet, per 100	10
22415	2705	Feed Dog.....	50
190D	2717	" " Screw.....	03
22416	2707	" and Feed Lifting Eccentric with 1019C.....	1 00
462C	2704	Feed and Feed Lifting Eccentric Set Screw.....	02
9511	2703	Feed Forked Connection with 131E and 175E.....	60
131E	2703	Feed Forked Connection Adjusting Screw (large).....	04
175E	2703	Feed Forked Connection Adjusting Screw (small).....	02

PARTS FOR MACHINE NO. 24-50

NO.	PLATE	NAME	EACH
9512	2703	Feed Forked Connection Hinge Pin...	\$ 05
66A	2703	" " " " Screw...	08
9936	2703	" " " " Link with	
		1012E.....	50
1012E	2703	Feed Forked Connection Link Adjusting	
		Screw.....	05
1126A	2707	Feed Forked Connection Link Hinge	
		Screw.....	10
9514	2703	Feed Raising Bar with 131E.....	50
131E	2703	" " " Adjusting Screw.....	04
9515	2703	" " " Carrier.....	30
212D	2707	" " " " Cap Screw	04
5968	2707	" " " " " "	
		Washer.....	02
22417	2707	Feed Raising Bar Carrier Hinge Pin...	25
1518E	2707	" " " " " " Nut	04
9517	2703	" " " " Hinge Pin.....	08
22418	2707	" Regulator.....	35
9521	2703	" " Friction Washer.....	01
59D	2703	" " Hinge Screw.....	07
22419	2707	" " Indicator with 193A.....	60
193A	2707	" " " Set Screw.....	03
22420	2707	" " " " Shaft.....	15
9522	2704	Looper.....	60
9523	529	" Gate.....	05
22421	529	" " Frame.....	40
389B	2717	" " " Screw.....	04
87B	2717	" " Hinge Screw.....	05
9525	2704	" " " " Washer.....	01
1019C	2704	" Set Screw.....	02
34220	4266	Needle Bar.....	50
34221	4266	" " Bushing.....	30
735C	4266	" " " Set Screw.....	02
34170	2710	" " Connecting Link with two	
		1313E.....	25
1313E	2710	Needle Bar Connecting Link Adjusting	
		Screw.....	02
9570	2704	Needle Bar Connecting Stud with 207E	30
207E	2704	" " " " Clamping	
		Screw.....	02
806A	2704	Needle Thumb Screw.....	10
22423	2706	Presser Bar.....	40
22402	2706	" " Lifter.....	20
97E	2706	" " " Hinge Screw.....	04
22424	2706	" " Spring.....	05
22404	2706	" " " Bracket with 462C...	30
462C	2704	" " " " Set Screw..	02

PARTS FOR MACHINE NO. 24-50

NO.	PLATE	NAME	EACH
22405	2706	Presser Bar Spring Washer.....	\$ 01
22425	2705	" Foot.....	40
1127B	2706	" " Thumb Screw.....	08
1339B	4266	Pressure Regulating Thumb Screw.....	20
34117	528	Pulley, 1 1/4 in. diam.....	75
22426	528	" 2 1/4 " "	75
1167E	2717	" Screw.....	05
529B	2701	Spool Pin.....	05
22427	2706	" " Bracket.....	20
889C	2706	" " " Set Screw.....	03
9536	2701	" Rest.....	10
9940	2702	" Weight, 1 3/8 in. diam., with 557A.	30
557A	2717	" Thumb Screw.....	10
34222	4266	Thread Controller Eyelet.....	01
34223	4266	" " Plate with 34224 and	
		two each 8505 and 34222.....	1 00
934B	4266	Thread Controller Plate Screw.....	02
34224	4266	" " Spring.....	10
8505	4266	" " Rivet...per 100	10
22430	2706	" Eyelet (top of arm).....	10
22431	2706	" " Friction Washer.....	01
22432	2706	" Guide Pin (top of arm).....	02
22433	2708	" Nipper Adjusting Stud.....	25
22437	—	" " " " 22433	
		with 22434 to 22436.....	30
1170H	2708	Thread Nipper Adjusting Stud Hole	
		Plug Screw.....	10
22434	2708	Thread Nipper Adjusting Stud Washer	
		(leather) lower.....	01
22435	2708	Thread Nipper Adjusting Stud Washer	
		(leather) upper.....	02
22436	2708	Thread Nipper Adjusting Stud Washer	
		(steel).....	01
34212	2707	Thread Nipper Body with two 22447..	75
34293	—	Thread Nipper Body complete, Nos.	
		22439, 22440, 22443, 22444, 22450,	
		34212, 34213, 34242 and two 22451..	1 80
1125B	2708	Thread Nipper Body Set Screw.....	04
22439	2708	" " Cap.....	50
22440	2708	" " " Washer (cloth).....	01
34213	2707	" " Disc (grooved).....	10
22443	2708	" " Locking Washer.....	10
22444	2708	" " " " Cap	
		(leather).....	01
34242	2707	Thread Nipper Ring.....	10
22447	2708	" " " Position Pin.....	01
22449	2708	" " Rod.....	1 00

NO.	PLATE	NAME	EACH
22450	2708	Thread Nipper Spring with 22452 and 22453.....	\$ 20
22451	2708	Thread Nipper Spring Washer (leather)	01
22452	2708	" " " " (flanged) lower.....	05
22453	2708	Thread Nipper Spring Washer (flanged) upper.....	05
22454	2707	Thread Pull-off Eyelet (double).....	15
219A	2707	" " " Screw.....	02
22455	2707	" " " Pin.....	05
853C	2707	" " " Set Screw.....	02
34225	4266	" Take-up with 735C.....	25
735C	4266	" " Set Screw.....	02
34226	4266	" " Spring.....	10
22459	2705	Throat Plate for 22415.....	30
244A	2717	" " Screw.....	03

MACHINE NO. 24-51

AUTOMATIC TENSION, HAND ATTACHMENT. FOR FAMILY USE

This Machine is the No. 24-50 with the addition of the following:

HAND ATTACHMENT PARTS

NO.	PLATE	NAME	EACH
34074	2714	Base with two 34075.....	\$ 40
34075	2715	" Position Stud.....	05
34076	2714	Bracket.....	60
690D	2715	" Screw.....	05
8380	2713	Crank Handle (wood).....	03
8433	—	" " Spindle.....	10
8434	2714	" " " 8433 with 8382... ..	10
8382	2715	" " " Washer.....	01
8280	2715	" Hinge Pin.....	01
8435	2714	" Lever.....	20
8436	—	Crank complete, Nos. 8380, 8434 and 8435.....	35
8281	2715	Crank Lock Pin.....	02
8282	2715	" " " Spring.....	01
34077	2715	Driver.....	35
34072	2715	" Pinion.....	35
1327D	2716	" " Screw Stud.....	15
1620D	2716	" " " " Nut.....	03
240D	2715	" " Set Screw.....	02
34071	2714	Gear with 8281 and 8282.....	35
9566	2713	" Cover.....	10
399A	2715	" " Screw.....	02
659D	2715	" Screw Stud.....	12
34073	2715	Pinion (intermediate).....	35
45D	2715	" " Screw Stud.....	12
34078	—	Hand Attachment complete, Nos. 45D, 240D, 659D, 1327D, 1620D, 8280, 8436, 9566, 34071 to 34074, 34076, 34077 and two each 399A and 690D.....	4 00

ATTACHMENT SET

IN FOLDING BOX

FOR MACHINES NOS. 24-1, 24-2, 24-20, 24-24 AND 24-30

(OBSOLETE)

NO.	PLATE	NAME	EACH
25525	1006	Bias Gauge.....	\$ 10
26194	1006	Box Spring Catch.....	03
26193	1006	" " " Hook.....	02
26302	2707	" " " Rivet...per 100	25
26302	2707	" " " Rivet...per 100	25
26968	—	Box with Racks, Nos. 26193, 26194, 26318, 26324, two 26302, three 26304, five 26185 and ten wood screws.....	1 00
25618B	1006	Cloth Guide.....	15
287B	1006	" " Thumb Screw.....	10
28863	1006	Gatherer.....	10
25503	1006	Hemmer, $\frac{3}{32}$ in. hem.....	80
25617	1006	" $\frac{1}{8}$ " ".....	80
25504	1006	" (wide hem).....	80
1534B	1006	" Thumb Nut.....	10
—	—	Needles (6) Class 24 x 1..... per doz.	20
25505	1006	Quilter.....	05
557A	2717	" Thumb Screw.....	10
26185	1006	Rack for Nos. 25503 to 25505, 25617 and 26774.....	02
26318	1006	Rack for Nos. 287B, 25525, 25537, 25539 and 25618B.....	08
26304	1006	Rack for Nos. 26516 and 28863.....	02
26324	1006	" " No. 1534.....	03
—	—	Rack Screw, $\frac{1}{4}$ in., No. 3 round head (blued) wood screw, for 26185, 26304 and 26324..... per 100	25
—	—	Rack Screw, $\frac{5}{16}$ in., No. 5 round head (blued) wood screw, for 26318..... per 100	25
26765	2711	Ruffler Driving Lever.....	10
26522	2711	" " " Hinge Stud.....	03
812B	2711	" " " Thumb Screw.....	06
26766	2711	" Frame.....	25
911B	2711	" " Screw Stud.....	03
26767	2711	" Ruffling Blade.....	03
26768	2711	" " " Holder.....	10
26769	2711	" " " Lever with 620F.....	10
620F	2711	" " " " Adjusting Screw.....	02

ATTACHMENT SET

23

NO.	PLATE	NAME	EACH
26770	2711	Ruffler Ruffling Blade Lever Hinge Stud.	\$ 01
26459	2711	" " " Rivet (furnished for repairs)..... per 100	15
26771	2711	Ruffler Separating Blade.....	02
26772	2711	" " " Bracket.....	10
26459	2711	" " " Rivet (fur- nished for repairs)..... per 100	15
26773	2711	Ruffler Spring Presser.....	10
26459	2711	" " " Rivet (furnished for repairs)..... per 100	15
26774	2711	Ruffler complete, Nos. 812B, 911B, 26522 and 26765 to 26773.....	85
25537	1006	Screw Driver.....	10
25539	1006	Stiletto.....	05
26289	1005	Tucker Driving Lever.....	08
26515	1005	" Frame.....	12
26291	1005	" Position Plate.....	10
911B	2711	" " " Screw Stud.....	03
26090	1005	" Rocking Bar.....	10
26514	1005	" " " Lifting Spring.....	02
26555	2710	" " " Protector.....	02
26294	1005	" Tuck Guide.....	10
658B	1005	" " " Thumb Screw.....	05
26295	1005	" " Marker Guide Clamp.....	05
561B	1005	" " " " " Thumb Screw.....	06
26097	1005	Tucker Tuck Marker Guide Rod.....	05
233B	2717	" " " " " " E n d Screw.....	02
26095	1005	Tucker Tuck Marking Plate.....	10
26458	2707	" " " " " Spur.....	01
26459	2711	" " " " " Rivet (furnished for repairs)..... per 100	15
26098	1005	Tucker Tuck Smoothing Spring.....	05
26092	2707	" " " " " Rivet, per 100.....	15
26516	1005	Tucker complete, Nos. 233B, 561B, 658B, 911B, 26090, 26092, 26095, 26097, 26098, 26289, 26291, 26294, 26295, 26458, 26514, 26515 and 26555.....	75
26969	1006	Attachment Set complete, in folding box, Nos. 287B, 1534B, 25503 to 25505, 25525, 25537, 25539, 25617, 25618B, 26516, 26774, 26968, 28863 and six needles.....	5 00

ATTACHMENT SET

IN METAL BOX

FOR MACHINES NOS. 24-50 AND 24-51

NO.	PLATE	NAME	EACH
25525	945	Bias Gauge.....	\$ 10
35866	—	Box with Racks.....	50
25618B	945	Cloth Guide.....	15
287B	945	" " Thumb Screw.....	10
28863	945	Gatherer.....	10
25503	945	Hemmer, $\frac{3}{32}$ in. hem.....	80
25617	945	" " $\frac{1}{8}$ " ".....	80
25504	945	" (wide hem).....	80
1534B	945	" Thumb Nut.....	10
—	—	Needles (6) Class 24 x 1..... per doz.	20
25505	945	Quilter.....	05
557A	2717	" Thumb Screw.....	10
26765	2711	Ruffler Driving Lever.....	10
26522	2711	" " " Hinge Stud.....	03
812B	2711	" " " Thumb Screw.....	06
26766	2711	" Frame.....	25
911B	2711	" " Screw Stud.....	03
26767	2711	" Ruffing Blade.....	08
26768	2711	" " " Holder.....	10
26769	2711	" " " Lever with 620F.....	10
620F	2711	" " " " Adjusting Screw.....	02
26770	2711	Ruffler Ruffing Blade Lever Hinge Stud	01
26459	2711	" " " Rivet (furnished for repairs)..... per 100	15
26771	2711	Ruffler Separating Blade.....	02
26772	2711	" " " Bracket.....	10
26459	2711	" " " Rivet (fur- nished for repairs)..... per 100	15
26773	2711	Ruffler Spring Presser.....	10
26459	2711	" " " Rivet (furnished for repairs)..... per 100	15
26774	2711	Ruffler complete, Nos. 812B, 911B, 26522 and 26765 to 26773.....	85
25537	945	Screw Driver.....	10
25539	945	Stiletto.....	05
26289	1005	Tucker Driving Lever.....	03
26515	1005	" Frame.....	12
26291	1005	" Position Plate.....	10

ATTACHMENT SET

25

NO.	PLATE	NAME	EACH
911B	2711	Tucker Position Plate Screw Stud.....	\$ 03
26090	1005	" Rocking Bar.....	10
26514	1005	" " " Lifting Spring.....	02
26555	2710	" " " Protector.....	02
26294	1005	" Tuck Guide.....	10
658B	1005	" " " Thumb Screw.....	05
26295	1005	" " " Marker Guide Clamp.....	05
561B	1005	" " " " " Thumb Screw.....	06
26097	1005	Tucker Tuck Marker Guide Rod.....	05
233B	2717	" " " " " " E n d Screw.....	02
26095	1005	Tucker Tuck Marking Plate.....	10
26458	2707	" " " " " Spur.....	01
26459	2711	" " " " " Rivet (furnished for repairs)..... per 100	15
26098	1005	Tucker Tuck Smoothing Spring.....	05
26092	2707	" " " " " Rivet, per 100.....	15
26516	1005	Tucker complete, Nos. 233B, 561B, 658B, 911B, 26090, 26092, 26095, 26097, 26098, 26289, 26291, 26294, 26295, 26458, 26514, 26515 and 26555.....	75
35867	945	Attachment Set complete, in metal box, Nos. 287B, 1534B, 25503 to 25505, 25525, 25537, 25539, 25617, 25618B, 26516, 26774, 28863, 35866 and six needles.....	5 00

ACCESSORIES

NO.	PLATE	NAME	EACH
35676	2722	Oiler with Cap and 35678.....	\$ 05
35677	—	" 35676 filled with oil.....	08
35678	2722	" Spout, 2 in. long.....	01

HEMSTITCHERS

NO.	PLATE	NAME	EACH
25950	2712	Hemstitcher for 24-1, 24-2 and 24-20 Machines.....	\$ 1 25
35024	2712	Hemstitcher for 24-24, 24-30, 24-50 and 24-51 Machines.....	50

PRESSER FEET

NO.	PLATE	NAME	EACH
26363	2712	Presser Foot, for braiding, for 24-1 and 24-2 Machines.....	\$ 75
28926	2712	Presser Foot, for braiding, for 24-24, 24-30, 24-50 and 24-51 Machines.....	75

TRIMMINGS FOR PORTABLE CASE

NO.	PLATE	NAME	EACH
25070	2720	Base Cushion Tack (rubber).....	\$ 01
28182	2720	Button with wood screw $\frac{3}{8}$ in. No. 4, for lid of box for Accessories.....	05
28086	2721	Cover Hook (nickeled).....	05
28087	2721	" " Plate (nickeled).....	05
28088	2720	Handle (wood).....	05
1344B	4267	" Bolt.....	08
1523E	2720	" " Nut.....	02
28229	4267	" Hinge Rivet.....	01
28230	4267	" Link.....	08
28231	4267	" Stud.....	06
28232	—	Handle complete, Nos. 28088, 28231 and two each 1344B, 1523E, 28229 and 28230.....	50
28093	2721	Hasp.....	08
639B	2721	" Bolt.....	08
1578E	2721	" " Nut.....	03
28094	2721	" Hinge Rivet.....	01
28095	—	Hasp complete, Nos. 639B, 1578E, 28093 and 28094.....	15
28096	2721	Hasp Button.....	08
28097	2721	" " Plate.....	08
28098	2721	" " Spring (two pieces).....	01
28099	2721	" " Stop.....	01
28100	2721	" " " Latch.....	08
28101	—	Hasp Button complete, Nos. 28096 to 28100 and two nickel-plated wood screws $\frac{3}{4}$ in. No. 4.....	25
28233	2720	Hasp Key (steel).....	05
28183	2720	Hinge, $\frac{3}{4}$ in. x $\frac{3}{4}$ in., for lid of box for Accessories.....	03
28186	2718	Index Plate with two nickel-plated wood screws $\frac{1}{2}$ in. No. 2.....	10
663E	2715	Machine Base Screw.....	08
9843	2713	" Cushion (cloth) for 24-2 Machine.....	02
28251	4269	" " " " 24-30 and 24-51 Machines.....	05

TRIMMINGS FOR BASE

NO.	PLATE	NAME	EACH
25070	2720	Base Cushion Tack (rubber).....	\$ 01
28186	2718	Index Plate with two nickel-plated wood screws $\frac{1}{2}$ in. No. 2.....	10
663E	2715	Machine Base Screw.....	08
9843	2713	" Cushion (cloth) for 24-2 Machine.....	02
28251	4269	Machine Cushion (cloth) for 24-30 and 24-51 Machines.....	05

STAND**ROCKING TREADLE, COVER SET****(OBSOLETE)**

NO.	PLATE	NAME	EACH
25007	2723	Band Wheel, 12 $\frac{1}{2}$ in. diam., with 2117 and 25010.....	\$1 50
25055	2718	Band Wheel Brake Ball (rubber).....	03
25010	2723	" " Crank.....	15
2117	2710	" " " Pin.....	01
297C	2717	" " " Screw Centre.....	10
1507E	2716	" " " " " Nut.....	05
25025	—	Belt, size $\frac{5}{8}$ in., length 53 in., with 25028.....	20
25028	2718	Belt Hook.....	01
25036	2723	Brace with three each 297C and 1507E.....	1 45
25184	2725	Brace (sectional) complete, Nos. 25185, 25186 and three 507E.....	1 60
506E	2716	Brace Bolt with 1510E.....	03
1510E	2716	" " Nut.....	02
25186	2725	" Section (left) with 297C and 1507E.....	55
25185	2725	Brace Section (right) with two each 297C and 1507E.....	1 05
507E	2716	Brace Section Bolt with 1515E.....	02
1515E	2716	" " " Nut.....	02
25054	2723	Dress Guard.....	25
504E	2716	" " Bolt with 1510E.....	03
1510E	2716	" " " Nut.....	02
25063	2723	Leg with two each 25068 and 25069.....	1 80
25068	2722	" Roller.....	05
25069	2722	" " Pin.....	01

STAND (ROCKING TREADLE)

NO.	PLATE	NAME	EACH
25123	—	Pitman Adjusting Block.....	\$ 02
558E	2717	" " " Screw.....	03
1570E	2717	" " " Nut.....	02
25075	2710	" " " Washer.....	01
25074	2723	Pitman (adjustable) complete with two each 558E, 1570E, 25075 and 25123..	25
7958	2710	Pitman Pin.....	01
11742	2710	" Washer.....	01
25084	2723	Treadle.....	55
297C	2717	" Screw Centre.....	10
1507E	2716	" " " Nut.....	05
25086	2723	Wrench for 1507, 1510 and 1515.....	10
25203	—	Stand (iron work) complete, Nos. 504E, 7958, 11742, 25007, 25086, 25054, 25055, 25074, 25084, 25086, two 25063 and four 506E.....	—

STAND

ROCKING TREADLE, BALL BEARING PITMAN, COVER SET

NO.	PLATE	NAME	EACH
46534	4271	Band Wheel, 12½ in. diam., with 972C.	\$1 50
25055	2718	" " Brake Ball (rubber).....	03
28270	4271	" " Crank.....	15
46535	—	Band Wheel Crank and Pitman (ball bearing) complete, Nos. 1520E, 1670E, 25361, 25371, 28270, 46506 to 46509, 46517 and eleven 25362.....	1 45
297C	3826	Band Wheel Crank Screw Centre.....	10
1507E	3826	" " " Nut.....	05
972C	3826	" " Set Screw.....	08
25025	—	Belt, size ¾ in., length 53 in., with 25028.....	20
25023	2718	Belt Hook.....	01
25385	4271	Brace with three each 297C and 1507E..	1 45
748E	3826	" Screw.....	08
25054	4271	Dress Guard.....	25
504E	2716	" " Bolt with 1510E.....	03
1510E	2716	" " " Nut.....	02
25386	4271	Leg with two each 25068 and 25069....	1 80
25068	2722	" Roller.....	05
25069	2722	" " Pin.....	01
25362	3826	Pitman Ball, size ¾ in..... per 100	80
46506	3826	" " Bearing Adjusting Screw Ring.....	15

STAND (ROCKING TREADLE)

NO.	PLATE	NAME	EACH
46507	3826	Pitman Ball Bearing Adjusting Screw Ring Locking Washer (brass)..per 100.	\$ 25
46508	3826	Pitman Ball Bearing Ring.....	10
46509	3826	" " Case.....	25
46517	4271	" Rod with 25360.....	15
*25360	—	" " Ball.....	10
25371	3826	" " " Bushing.....	15
25361	3826	" " " Screw Bearing.....	10
1670E	3826	" " " " Nut.....	05
1520E	3826	" " Lock Nut.....	03
46518	4271	Treadle.....	65
297C	3826	" Screw Centre.....	10
1507E	3826	" " " Nut.....	05
25086	2723	Wrench for 1507, 1510 and 1670.....	10
25200	2724	" " 972.....	10
25268	—	Stand (iron work) complete, Nos. 504E, 25054, 25055, 25086, 25200, 25385, 46518, 46534, 46535, two 25386 and four 748E.....	—

STAND

ROCKING TREADLE, CABINET TABLE

(OBSOLETE)

NO.	PLATE	NAME	EACH
25311	2724	Band Wheel, 12½ in. diam., with 972C, 25322 and two 9374.....	\$1 00
25322	2718	Band Wheel Belt Switch Plate.....	10
9374	2718	" " " " Rivet.....	01
25055	2718	" " Brake Ball (rubber).....	03
25312	2724	" " Crank.....	20
297C	2717	" " " Screw Centre.....	10
1507E	2716	" " " " Nut.....	05
972C	2719	" " Set Screw.....	08
25313	—	Belt, size ¾ in., length 59½ in., with 25028.....	20
25325	2722	Belt Guard.....	15
25028	2718	" Hook.....	01
25314	2722	" Shifter.....	15
25315	2722	" " Handle with 1149C.....	15
1149C	2717	" " " Set Screw.....	04
2049	2710	" " Pin.....	01
25316	2722	" " Shaft.....	10
25317	2722	" " " Bracket and Belt Guide.....	15

STAND (ROCKING TREADLE)

NO.	PLATE	NAME	EACH
748E	2717	Belt Shifter Shaft Bracket and Belt Guide Screw	\$ 08
25318	2722	Belt Shifter Spring	10
25324	2718	" " Adjusting Collar with 178F	10
178F	2718	Belt Shifter Spring Adjusting Collar Set Screw	03
25319	2724	Brace with three each 297C and 1507E	1 45
506E	2716	" Bolt with 1510E	03
1510E	2716	" " Nut	02
25320	2724	Dress Guard	30
1059E	2716	" " Bolt with 1510E	03
1510E	2716	" " Nut	02
25126	2724	Leg with two each 25068 and 25069	1 80
25068	2722	" Roller	05
25069	2722	" " Pin	01
25123	—	Pitman Adjusting Block	02
558E	2717	" " Screw	03
1570E	2717	" " Nut	02
25075	2710	" " Washer	01
25112	2724	Pitman (adjustable) complete with two each 558E, 1570E, 25075 and 25123	25
7958	2710	Pitman Pin	01
11742	2710	" Washer	01
25321	2724	Treadle	55
297C	2717	" Screw Centre	10
1507E	2716	" " Nut	05
25086	2723	Wrench for 1507 and 1510	10
25200	2724	" " 972	10
25237	—	Stand (iron work) complete, Nos. 748E, 1059E, 2049, 7958, 11742, 25055, 25086, 25112, 25200, 25311, 25312, 25314 to 25321, 25324, 25325, two 25126 and four 506E	—

STAND

ROCKING TREADLE, BALL BEARING, CABINET TABLE

(OBSOLETE)

NO.	PLATE	NAME	EACH
25495	2725	Band Wheel, 12 1/2 in. diam., with 972C, 25496 and two 9374	\$1 00
25496	2718	Band Wheel Belt Switch Plate	10
9374	2718	" " " " Rivet	01
25055	2718	" " Brake Ball (rubber)	03
25397	2725	" " Crank	25

STAND (ROCKING TREADLE)

NO.	PLATE	NAME	EACH
25401	—	Band Wheel Crank and Pitman complete, Nos. 1670E, 25359, 25361, 25363, 25364, 25371, 25397, 27795 and eleven 25362	\$1 45
25303	2719	Band Wheel Crank Ball, size 1/4 in., per 100	1 00
25353	2719	Band Wheel Crank Ball Case	15
25354	—	Band Wheel Crank Ball Case complete, Nos. 25306, 25353 and six 25303	25
129E	2719	Band Wheel Crank Ball Case Set Screw	04
25306	2719	" " " Safety Washer	01
25388	2719	" " " Screw Bearing Ball Case	25
25389	—	Band Wheel Crank Screw Bearing Ball Case complete, Nos. 25306, 25388 and six 25303	35
129E	2719	Band Wheel Crank Screw Bearing Ball Case Set Screw	04
972C	2719	Band Wheel Set Screw	08
25313	—	Belt, size 5/8 in., length 59 1/2 in., with 25028	20
25028	2718	Belt Hook	01
25314	2722	" Shifter	15
25315	2722	" " Handle with 1149C	15
1149C	2717	" " " Set Screw	04
2049	2710	" " Pin	01
25316	2722	" " Shaft	10
25317	2722	" " " Bracket and Belt Guide	15
748E	2717	Belt Shifter Shaft Bracket and Belt Guide Screw	08
25318	2722	Belt Shifter Spring	10
25324	2718	" " Adjusting Collar with 178F	10
178F	2718	Belt Shifter Spring Adjusting Collar Set Screw	03
25398	2725	Brace with 25354, 25389 and two each 129E, 297C and 1507E	2 25
748E	2717	Brace Screw	08
25497	2724	Dress Guard with 25498 and two 17822	50
25498	2722	" " Belt Retainer	10
17822	2718	" " " Rivet	01
504E	2716	" " Bolt with 1510E	03
1510E	2716	" " Nut	02
25444	2725	Leg with two each 25068 and 25069	1 80
25068	2722	" Roller	05
25069	2722	" " Pin	01

STAND (ROCKING TREADLE)

NO.	PLATE	NAME	EACH
25362	2719	Pitman Ball, size $\frac{3}{16}$ in..... per 100.	\$ 80
25363	2719	" " Case with 457C.....	35
25364	2719	" " " Cover.....	15
457C	2719	" " " " Set Screw	02
27795	2719	" " " " " " "	
		Washer..... per 100	25
25359	2722	Pitman Rod with 25360.....	15
*25360	—	" " Ball.....	10
25371	2719	" " " Bushing.....	15
25361	2719	" " " Screw Bearing.....	10
1670E	2719	" " " " " Nut...	05
25400	2725	Treadle.....	60
297C	2717	" Screw Centre.....	10
1507E	2716	" " " Nut.....	05
25086	2723	Wrench for 1507, 1510 and 1670.....	10
25200	2724	" " " 972.....	10
25239	—	Stand (iron work) complete, Nos. 504E, 2049, 25055, 25086, 25200, 25314 to 25318, 25324, 25398, 25400, 25401, 25495, 25497, two 25444 and five 748E	—

STAND

ROCKING TREADLE, BALL BEARING PITMAN, CABINET TABLE

NO.	PLATE	NAME	EACH
25495	2725	Band Wheel, 12 $\frac{1}{2}$ in. diam., with 972C, 25496 and two 9374.....	\$1 00
25496	2718	Band Wheel Belt Switch Plate.....	10
9374	2718	" " " " " Rivet...	01
25055	2718	" " " Brake Ball (rubber).....	03
28270	4271	" " " Crank.....	15
46530	—	Band Wheel Crank and Pitman (ball bearing) complete, Nos. 1520E, 1670E, 25361, 25371, 28270, 46506 to 46510 and eleven 25362.....	1 45
297C	3826	Band Wheel Crank Screw Centre.....	10
1507E	3826	" " " " " Nut...	05
972C	3826	" " " Set Screw.....	08
25313	—	Belt, size $\frac{5}{32}$ in., length 59 $\frac{1}{2}$ in., with 25028.....	20
25028	2718	Belt Hook.....	01
25314	2722	" Shifter.....	15
25315	2722	" " Handle with 1149c.....	15
1149c	2717	" " " Set Screw.....	04
2049	2710	" " " Pin.....	01

STAND (ROCKING TREADLE)

NO.	PLATE	NAME	EACH
25316	2722	Belt Shifter Shaft.....	\$ 10
25317	2722	" " " Bracket and Belt Guide.....	15
748E	2717	Belt Shifter Shaft Bracket and Belt Guide Screw.....	08
25318	2722	Belt Shifter Spring.....	10
25324	2718	" " " Adjusting Collar with 178F.....	10
178F	2718	Belt Shifter Spring Adjusting Collar Set Screw.....	03
46531	4268	Brace with three each 297C and 1507E..	1 45
748E	3826	" Screw.....	08
25497	2724	Dress Guard with 25498 and two 17822	50
25498	2722	" " " Belt Retainer.....	10
17822	2718	" " " " Rivet.....	01
504E	2716	" " " Bolt with 1510E.....	03
1510E	2716	" " " " Nut.....	02
25444	2725	Leg with two each 25068 and 25069....	1 80
25068	2722	" Roller.....	05
25069	2722	" " " Pin.....	01
25362	3826	Pitman Ball, size $\frac{3}{16}$ in..... per 100	80
46506	3826	" " " Bearing Adjusting Screw Ring.....	15
46507	3826	Pitman Ball Bearing Adjusting Screw Ring Locking Washer (brass) . per 100	25
46508	3826	Pitman Ball Bearing Ring.....	10
46509	3826	" " " Case.....	25
46510	4268	" " " Rod with 25360.....	15
*25360	—	" " " Ball.....	10
25371	3826	" " " Bushing.....	15
25361	3826	" " " Screw Bearing.....	10
1670E	3826	" " " " " Nut...	05
1520E	3826	" " " Lock Nut.....	03
25400	2725	Treadle.....	60
297C	3826	" Screw Centre.....	10
1507E	3826	" " " " Nut.....	05
25086	2723	Wrench for 1507, 1510 and 1670.....	10
25200	2724	" " " 972.....	10
25266	—	Stand (iron work) complete, Nos. 504E, 2049, 25055, 25086, 25200, 25314 to 25318, 25324, 25400, 25495, 25497, 46530, 46531, two 25444 and five 748E	—

CABINET TRIMMINGS TRIMMINGS FOR COVER SET

NO.	PLATE	NAME	EACH
28127	712	Bail Pull (gilt)	\$ 30
28013	713	Belt Hole Bushing (round, brass)	04
28014	—	“ “ “ (round, nickeled)	04
28254	—	“ “ “ (round, oxidized)	04
28069	713	Cover Hook (brass)	02
28070	—	“ “ (nickeled)	02
28071	713	“ “ Cup Catch (brass)	04
28072	—	“ “ “ (nickeled)	04
28073	712	“ Lock (rim)	15
28130	713	“ “ Cup Catch (brass)	05
28076	713	“ “ Escutcheon (brass)	02
28077	—	“ “ “ (nickeled)	02
28233	712	“ “ Key (steel)	05
28079	712	Drop Leaf Hinge	03
25056	2723	“ “ Support	12
25058	2723	“ “ Bracket with three wood screws $\frac{3}{8}$ in. No. 7	10
28186	2718	Index Plate with two nickel-plated wood screws $\frac{1}{2}$ in. No. 2	10
9843	2713	Machine Cushion (cloth)	02
544	2716	“ Thumb Screw	15
2015	2718	“ “ “ Cushion (rubber)	02
9842	2718	“ “ “ Washer	02
28212	713	Partition Lock (revolving bolt, double)	05
28213	713	“ “ “ (“ “ single)	05
28076	713	“ “ Escutcheon (brass)	02
28077	—	“ “ “ (nickeled)	02
28233	712	“ “ Key (steel)	05
25047	2722	Skeleton Drawer Case Drawer Spring	02
25076	2722	“ “ “ Support	03

TRIMMINGS FOR CABINET TABLE

NO.	PLATE	NAME	EACH
28128	712	Bail Pull (gilt)	\$ 30
28013	713	Belt Hole Bushing (round, brass)	04
28014	—	“ “ “ (round, nickeled)	04
28254	—	“ “ “ (round, oxidized)	04
28195	2722	Centre Front Supporting Bracket	05

CABINET TRIMMINGS

NO.	PLATE	NAME	EACH
28236	—	Hinge (brass) round end, for table platform flap	\$ 10
28235	4269	Hinge (oxidized) round end, for table platform flap	10
28027	712	Hinge (brass) round ends, for top leaf	15
28234	—	“ (oxidized) round ends, for top leaf	15
28186	2718	Index Plate with two nickel-plated wood screws $\frac{1}{2}$ in. No. 2	10
28227	—	Knob (brass)	15
28228	—	Knob (brass) complete, Nos. 1272E and 28227	20
28221	4267	Knob (oxidized)	15
28223	—	Knob (oxidized) complete, Nos. 1272E and 28221	20
1272E	4267	Knob Screw	05
28167	2722	Machine Cushion (felt)	05
544	2716	“ Thumb Screw	15
2015	2718	“ “ “ Cushion (rubber)	02
9842	2718	“ “ “ Washer	02
28212	713	Partition Lock (revolving bolt, double)	05
28213	713	“ “ “ (“ “ single)	05
28076	713	“ “ Escutcheon (brass)	02
28077	—	“ “ “ (nickeled)	02
28233	712	“ “ Key (steel)	05
28125	712	Shield Supporting Bracket	05
25047	2722	Skeleton Drawer Case Drawer Spring	02
25076	2722	“ “ “ Support	03
25152	2718	Table Cushion (felt) for machine platform flap	01
25070	2720	Table Cushion Tack (rubber)	01
28239	—	“ Hinge Connection (brass)	30
28237	2718	“ “ “ (oxidized)	30
2809	2718	“ “ “ Hinge Pin	01
15255	—	“ “ Plate (brass)	20
15252	2718	“ “ “ (oxidized)	20
28240	—	Table Hinge (brass) complete, Nos. 2809, 15255, 28239, three wood screws $\frac{3}{4}$ in. No. 7 and two brass wood screws $\frac{3}{4}$ in. No. 10	50
28238	—	Table Hinge (oxidized) complete, Nos. 2809, 15252, 28237, three wood screws $\frac{3}{4}$ in. No. 7 and two oxidized wood screws $\frac{3}{4}$ in. No. 10	50

**TRIMMINGS FOR OPEN-SIDE DRAWING-
ROOM CABINET**

NO.	PLATE	NAME	EACH
25495	2725	Band Wheel, 12½ in. diam., with 972c, 25496 and two 9374.....	\$1 00
25496	2718	Band Wheel Belt Switch Plate.....	10
9374	2718	" " " " Rivet.....	01
25055	2718	" " Brake Ball (rubber).....	03
28270	4271	" " Crank.....	15
28271	—	Band Wheel Crank and Pitman (ball bearing) complete, Nos. 1520E, 1670E, 25361, 25371, 28267, 28270, 46506 to 46509 and eleven 25362.....	1 45
28272	4268	Band Wheel Crank Frame with two each 297c and 1507E.....	1 50
28273	4268	Band Wheel Crank Frame Bracket.....	40
649E	2716	" " " " Screw.....	05
297c	3826	" " " " Screw Centre.....	10
1507E	3826	" " " " Nut.....	05
972c	3826	" " Set Screw.....	08
25313	—	Belt, size 5/32 in., length 59½ in., with 25028.....	20
28126	2718	Belt Hole Bushing (oval, brass) 5/8 in. x 1 in.....	05
28250	—	Belt Hole Bushing (oval, oxidized) 5/8 in. x 1 in.....	05
28013	713	Belt Hole Bushing (round, brass).....	04
28014	—	" " " (round, nicked).....	04
28254	—	" " " (round, oxidized).....	04
25028	2718	" Hook.....	01
28274	4269	" Shifter with 1441c.....	15
25315	2722	" " Handle with 1149c.....	15
1149c	2717	" " " Set Screw.....	04
1441c	2716	" " " Set Screw.....	04
25316	2722	" " Shaft.....	10
28276	4269	" " Bracket and Belt Guide.....	25
25318	2722	Belt Shifter Spring.....	10
25324	2718	" " " Adjusting Collar with 178F.....	10
178F	2718	Belt Shifter Spring Adjusting Collar Set Screw.....	03
28016	712	Cabinet Case Roller (iron).....	04
28017	712	" " " Frame.....	10
28018	2710	" " " Pin.....	01
28019	712	Cabinet Case Roller complete, Nos. 28016 to 28018.....	15

NO.	PLATE	NAME	EACH
28278	—	Door Drawer Lock Plate (brass).....	\$ 05
28279	4270	" " " " (oxidized).....	05
28280	—	" " " " Hub Key (brass).....	15
28281	4270	Door Drawer Lock Plate Hub Key (oxidized).....	15
28282	—	Door Hinge (brass).....	20
28283	4270	" " (oxidized).....	20
28284	—	" Lock (brass) with four round head brass wood screws ¼ in. No. 4.....	15
28285	4270	Door Lock (oxidized) with four round head oxidized wood screws ¼ in. No. 4.....	15
28286	—	Door Lock Key (brass).....	05
28287	4270	" " " (oxidized).....	05
28288	—	" " " Hole Escutcheon (brass) with two round head brass wood screws 3/8 in. No. 2.....	05
28289	4270	Door Lock Key Hole Escutcheon (oxidized) with two round head oxidized wood screws 3/8 in. No. 2.....	05
25497	2724	Dress Guard with 25498 and two 17822.....	50
25498	2722	" " Belt Retainer.....	10
17822	2718	" " " " Rivet.....	01
1059E	2716	" " Bolt with 1510E.....	03
1510E	2716	" " " Nut.....	02
28236	—	Hinge (brass) round end, for table plat- form flap.....	10
28235	4269	Hinge (oxidized) round end, for table platform flap.....	10
28027	712	Hinge (brass) round ends, for top leaf... 28234 — " (oxidized) round ends, for top leaf.....	15
28186	2718	Index Plate with two nickel-plated wood screws ½ in. No. 2.....	10
28167	2722	Machine Cushion (felt).....	05
544	2716	" Thumb Screw.....	15
2015	2718	" " " Cushion (rubber).....	02
9842	2718	" " " Washer.....	02
25362	3826	Pitman Ball, size 3/16 in..... per 100	80
46506	3826	" " Bearing Adjusting Screw Ring.....	15
46507	3826	Pitman Ball Bearing Adjusting Screw Ring Locking Washer (brass)..... per 100	25
46508	3826	Pitman Ball Bearing Ring.....	10
46509	3826	" " Case.....	25
28267	4268	" Rod with 25360.....	15

NO.	PLATE	NAME	EACH
*25360	—	Pitman Rod Ball.....	\$ 10
25371	3826	" " " Bushing.....	15
25361	3826	" " " Screw Bearing.....	10
1670B	3826	" " " " " Nut.....	05
1520B	3826	" " " Lock Nut.....	03
25152	2718	Table Cushion (felt) for machine plat- form flap.....	01
28239	—	Table Hinge Connection (brass).....	30
28237	2718	" " " (oxidized).....	30
2809	2718	" " " Hinge Pin.....	01
15255	—	" " Plate (brass).....	20
15252	2718	" " " (oxidized).....	20
28240	—	Table Hinge (brass) complete, Nos. 2809, 15255, 28239, three wood screws $\frac{3}{4}$ " in. No. 7 and two brass wood screws $\frac{3}{4}$ " in. No. 10.....	50
28238	—	Table Hinge (oxidized) complete, Nos. 2809, 15252, 28237, three wood screws $\frac{3}{4}$ " in. No. 7 and two oxidized wood screws $\frac{3}{4}$ " in. No. 10.....	50
28290	4270	Table Stop Cushion (rubber).....	02
28290	4270	Top Leaf Support Cushion (rubber).....	02
25400	2725	Treadle.....	60
28268	4270	" Centre.....	05
28269	4269	" Bracket with 28268.....	15
297C	3826	" Screw Centre.....	10
1507B	3826	" " " Nut.....	05
25086	2723	Wrench for 1507, 1510 and 1670.....	10
25200	2724	" " 972.....	10

OBSOLETE PARTS

NO.	PLATE	NAME	EACH
9507	2702	Connecting Rod with two 175B, use 22306.....	\$ 50
175B	2703	Connecting Rod Adjusting Screw.....	02
8379	—	Hand Attachment Crank complete for 34078, Nos. 8380, 8381 and 8383, use 8436.....	35
8316	—	Hand Attachment Crank Handle Spindle for 8381.....	10
8381	2713	Hand Attachment Crank Handle Spindle 8316 with 8382, for 8379.....	10
8383	2713	Hand Attachment Crank Lever for 8379, use 8435.....	20
23D	2715	Hand Attachment Driver Pinion Screw Stud for 84078.....	15
28839	2712	Hemstitcher for 24-24 and 24-30 Machines, use 35024.....	1 25
9527	2704	Needle Bar Connecting Link with two 329E, use 34170.....	25
329E	2704	Needle Bar Connecting Link Adjusting Screw for 9527.....	02
9542	2710	Thread Eyelet (flat) for 24-1, 24-2, 24-24 and 24-30 Machines, use 9937.....	05
22438	2708	Thread Nipper Body with two 22447, for 24-24 and 24-30 Machines.....	75
22441	2708	Thread Nipper Cap Washer (steel) for 24-24 and 24-30 Machines.....	03
22442	2708	Thread Nipper Disc (grooved) for 24-24 and 24-30 Machines.....	10
22445	2708	Thread Nipper Ring (lower) for 24-24 and 24-30 Machines.....	10
22446	2708	Thread Nipper Ring (upper) for 24-24 and 24-30 Machines.....	10
22448	2708	Thread Nipper Ring Washer (cloth) for 24-24 and 24-30 Machines.....	02
9550	2710	Thread Retainer Frame for 9549.....	15
9551	2710	" " Plate for 9549.....	05
1568B	2710	" " Regulating Thumb Nut.....	10
9552	2710	Thread Retainer Spring for 9549.....	03
420B	2710	" " Stud.....	04
9553	2710	" " Under Guide for 9549.....	10

OBSOLETE PARTS

NO.	PLATE	NAME	EACH
9549	2710	Thread Retainer complete for 24-1, 24-2, 24-24 and 24-30 Machines, Nos. 420B, 1568B and 9550 to 9553, use 9947....	\$ 50
FOR STAND NO. 25239			
25396	2725	Band Wheel, 12½ in. diam., with 972c, 25322 and two 9374.....	1 00
25322	2718	Band Wheel Belt Switch Plate.....	10
9374	2718	" " " " " Rivet.....	01
25325	2722	Belt Guard.....	15
25320	2724	Dress Guard.....	30
TRIMMINGS FOR PORTABLE CASE			
638B	2720	Handle Bolt.....	08
28089	2720	" Hinge Rivet.....	01
28090	2720	" Link.....	08
28091	2720	" Stud.....	06
28092	—	Handle complete, Nos. 28088, 28091 and two each 638B, 1523E, 28089 and 28090.....	50
TRIMMINGS FOR CABINET TABLE			
28121	712	Hinge, 1½ in. x 1¾ in. (brass) for front lid.....	10
28078	712	Partition Lock Key, use 28233.....	05
28187	—	Table Hinge Connection (nickel).....	30
2810B	—	" " Plate.....	20
28188	—	Table Hinge (nickel) complete, Nos. 2809, 2810, 28187, three wood screws ¾ in. No. 7 and two nickel-plated wood screws ¾ in. No. 10.....	50
TRIMMINGS FOR DRAWING-ROOM CABINET			
28128	712	Bail Pull (gilt) long.....	30
28129	—	" " " short.....	30
28004	714	Band Wheel, 10 in. diam., with 2117 and 28006.....	1 25
28005	714	Band Wheel Bracket with 302c and 1507E.....	60
28006	714	Band Wheel Crank.....	15
2117	2710	" " " Pin.....	01
302c	2717	" " " Screw Centre.....	06
1507E	2716	" " " " " Nut.....	05
28008	—	Belt, size ¾ in., length 57 inches, with 25028.....	20
28010	714	Belt Guide.....	30

OBSOLETE PARTS

NO.	PLATE	NAME	EACH
28012	713	Belt Guide Screw Eye.....	\$ 01
25028	2718	" Hook.....	01
28013	713	" Hole Bushing (round, brass).....	04
28014	—	" " " (round, nickeled).....	04
28254	—	" " " (round, oxidized).....	04
28016	712	Cabinet Case Roller (iron).....	04
28017	712	" " " Frame.....	10
28013	2710	" " " Pin.....	01
28019	712	Cabinet Case Roller complete, Nos. 28016 to 28018.....	15
28020	714	Drawer Lock Bolt.....	40
28021	712	" " " Cam and Plate.....	35
28076	713	" " Escutcheon (brass).....	02
28077	—	" " " (nickeled).....	02
28233	712	" " Key (steel).....	05
28024	712	Hinge, 1 in. x 1¼ in. (brass) for all doors except lower front.....	03
28025	—	Hinge, 1 in. x 1¼ in. (nickeled) for all doors except lower front.....	05
28027	712	Hinge (brass) round ends, for top leaf.....	15
28028	—	" (nickeled) round ends, for top leaf.....	15
28026	712	Hinge, ½ in. x 2 in. (brass) for lower front doors.....	03
28186	2718	Index Plate with two nickel-plated wood screws ½ in. No. 2.....	10
28029	712	Latch.....	08
28030	712	" Button (brass).....	15
28031	—	" " (nickeled).....	15
28032	2710	" " Hinge Pin.....	01
28033	712	" Frame.....	15
28034	2710	" Hinge Pin.....	01
28200	2710	" Spring.....	05
5604	2718	" " Rivet..... per 100	10
28037	712	Latch (brass) complete, Nos. 5604, 28029, 28030, 28032 to 28034 and 28200.....	40
28038	—	Latch (nickel) complete, Nos. 5604, 28029, 28031 to 28034 and 28200.....	40
28167	2722	Machine Cushion (felt).....	05
1166E	2716	" Thumb Screw.....	15
2015	2718	" " " Cushion (rubber).....	02
9842	2718	" " " Washer.....	02
28039	714	Pitman with three wood screws ⅞ in. No. 5 R. H. B.....	10
7958	2710	Pitman Stud Pin.....	01
11742	2710	" Washer.....	01

NUMERICAL LIST OF PARTS

NO. PLATE	NAME	EACH
190D 2717	Feed Dog Screw.....	\$ 08
193A 2707	" Regulator Indicator Set Screw for 22419.....	03
199D 2717	Arm Rotary Shaft Screw for 24-24, 24-30, 24-50 and 24-51 Machines.....	04
205A 2715	Thread Eyelet (upper) Screw for 24-2 Machine, obsolete.....	03
205A 2715	Thread Guide Screw for 24-20 Machine, obsolete.....	03
206A 2704	Presser Foot Screw for 24-1, 24-2 and 24-20 Machines, obsolete.....	02
207E 2704	Needle Bar Connecting Stud Clamping Screw for 9570.....	02
212D 2707	Feed Raising Bar Carrier Cap Screw for 24-24, 24-30, 24-50 and 24-51 Machines.....	04
219A 2707	Thread Pull-off Eyelet Screw for 24-24, 24-30, 24-50 and 24-51 Machines.....	02
226B 2707	Thread Take-up Spring Screw for 24-24 and 24-30 Machines, obsolete.....	02
228D 2709	Thread Nipper Disc Cover Screw for 24-1, 24-2 and 24-20 Machines, obsolete.....	02
233B 2717	Tucker Tuck Marker Guide Rod End Screw for 26516.....	02
240D 2715	Hand Attachment Driver Pinion Set Screw for 9796 and 34078.....	02
244A 2717	Throat Plate Screw.....	03
237B 1006	Cloth Guide Thumb Screw for 26969 and 35867.....	10
296C 2717	Treadle Screw Centre for 28056, obsolete.....	10
297C 2717	Band Wheel Crank Screw Centre for 25036, 25185, 25319, 25385, 28272 and 46531.....	10
297C 2717	Treadle Screw Centre for 25036, 25185, 25186, 25319, 25385, 25398, 28272 and 46531.....	10
302C 2717	Band Wheel Crank Screw Centre for 28005, obsolete.....	06
310A 2717	Arm Rock Shaft Screw Centre (back).....	08
311C 2717	" " " " (front).....	08
329E 2704	Needle Bar Connecting Link Adjusting Screw for 9527, obsolete.....	02
330B 2709	Thread Retainer Screw for 24-1, 24-2 and 24-20 Machines, obsolete.....	02
335B 2717	Belt Guard Screw for 24-24, 24-30, 24-50 and 24-51 Machines.....	02

NUMERICAL LIST OF PARTS

NO. PLATE	NAME	EACH
337B 2709	Face Plate Screw.....	\$ 02
337B 2709	Thread Eyelet (flat) Screw for 24-1, 24-2 and 24-20 Machines, obsolete.....	02
378A 2717	Connecting Rod Hinge Screw for 24-24, 24-30, 24-50 and 24-51 Machines.....	10
387A 2717	Cloth Plate Screw.....	06
389B 2717	Looper Gate Frame Screw.....	04
399A 2715	Hand Attachment Gear Cover Screw for 9796 and 34078.....	02
420B 2710	Thread Retainer Stud for 9549, obsolete.....	04
424C 2717	Balance Wheel Set Screw for 9504, obsolete.....	05
434C 2717	Rocking Frame Spring Adjusting Block Set Screw for 28040 and 28041, obsolete.....	04
435C 2717	Balance Wheel Set Screw for 9505, obsolete.....	04
449C 2703	Feed Raising Bar Carrier Stud Set Screw for 24-1, 24-2 and 24-20 Machines, obsolete.....	02
457C 2719	Pitman Ball Case Cover Set Screw for 25363, obsolete.....	02
460C 2706	Thread Controller Post Set Screw for 24-24 and 24-30 Machines, obsolete.....	02
462C 2704	Feed and Feed Lifting Eccentric Set Screw for 22408.....	02
462C 2704	Presser Bar Guide Set Screw for 9531, obsolete.....	02
462C 2704	Presser Bar Spring Bracket Set Screw for 22404.....	02
504E 2716	Dress Guard Bolt with 1510E, for 25203, 25239, 25266 and 25268.....	03
506E 2716	Brace Bolt with 1510E, for 25203 and 25237, obsolete.....	03
507E 2716	Brace Section Bolt with 1515E, for 25184, obsolete.....	02
511B 2709	Thread Eyelet Over-Spool Pin for 24-1 Machine, obsolete.....	10
529B 2701	Spool Pin for 24-1, 24-20, 24-24, 24-30, 24-50 and 24-51 Machines.....	05
544 2716	Machine Thumb Screw (Trimmings for Cabinet Table, Cover Set and Open-Side Drawing-Room Cabinet).....	15
557A 2717	Quilter Thumb Screw for 25505.....	10
557A 2717	Spool Weight Thumb Screw for 9940.....	10
558E 2717	Pitman Adjusting Screw for 25074 and 25112, obsolete.....	03

NUMERICAL LIST OF PARTS

NO.	PLATE	NAME	EACH
561B	1005	Tucker Tuck Marker Guide Clamp Thumb Screw for 26516.....	\$ 06
620F	2711	Ruffler Ruffling Blade Lever Adjusting Screw for 26769.....	02
638B	2720	Handle Bolt for 28092, obsolete.....	08
639B	2721	Hasp Bolt for 28095.....	08
649E	2716	Band Wheel Crank Frame Screw (Trim- mings for Open-Side Drawing-Room Cabinet).....	05
658B	1005	Tucker Tuck Guide Thumb Screw for 26516.....	05
659D	2715	Hand Attachment Gear Screw Stud for 9796 and 34078.....	12
663E	2715	Machine Base Screw (Trimnings for Base and Portable Case).....	08
690D	2715	Hand Attachment Bracket Screw for 34078.....	05
735C	4266	Needle Bar Bushing Set Screw for 24-50 and 24-51 Machines.....	02
735C	4266	Thread Take-up Set Screw for 34225...	02
748E	2717	Belt Shifter Shaft Bracket and Belt Guide Screw for 25237, 25239 and 25266.....	08
748E	2717	Brace Screw for 25239, 25266 and 25268	08
764A	2704	Presser Bar Lifter Screw for 24-1, 24-2 and 24-20 Machines, obsolete.....	06
806A	2704	Needle Thumb Screw.....	10
812B	2711	Ruffler Driving Lever Thumb Screw for 26774.....	06
847A	2709	Tension Body for 848A for 9850, obsolete	40
848A	2709	" Stud for 9850, obsolete.....	12
853C	2707	Thread Pull-off Pin Set Screw for 22407	02
889C	2706	Spool Pin Bracket Set Screw for 24-24, 24-30, 24-50 and 24-51 Machines.....	08
911B	2711	Ruffler Frame Screw Stud for 26774.....	03
911B	2711	Tucker Position Plate Screw Stud for 26516.....	03
934B	4266	Thread Controller Plate Screw for 24-50 and 24-51 Machines.....	02
972C	2719	Band Wheel Set Screw for 25311, 25396, 25495 and 46534.....	08
989B	2709	Thread Retainer Stud for 9947, obsolete	06
1012B	2708	Connecting Rod Adjusting Screw for 22306, obsolete.....	05
1012E	2708	Feed Forked Connection Link Adjusting Screw for 9936.....	05

NUMERICAL LIST OF PARTS

NO.	PLATE	NAME	EACH
1019C	2704	Looper Set Screw.....	\$ 02
1059E	2716	Dress Guard Bolt with 1510E, for 25237 and Trimmings for Open-Side Draw- ing-Room Cabinet.....	08
1121B	2706	Pressure Regulating Thumb Screw for 24-24 and 24-30 Machines, obsolete..	20
1125B	2708	Thread Nipper Body Set Screw for 24-24, 24-30, 24-50 and 24-51 Machines	04
1126A	2707	Feed Forked Connection Link Hinge Screw for 24-24, 24-30, 24-50 and 24-51 Machines.....	10
1127B	2706	Presser Foot Thumb Screw for 24-24, 24-30, 24-50 and 24-51 Machines....	08
1149C	2717	Belt Shifter Handle Set Screw for 25315	04
1166E	2716	Machine Thumb Screw (Trimnings for Drawing-Room Cabinet) obsolete.....	15
1167E	2717	Pulley Screw for 24-24, 24-30, 24-50 and 24-51 Machines.....	05
1170H	2708	Thread Nipper Adjusting Stud Hole Plug Screw for 24-24, 24-30, 24-50 and 24-51 Machines.....	10
1272E	4267	Knob Screw for 28223 and 28228.....	05
1813E	2710	Needle Bar Connecting Link Adjusting Screw for 34170.....	02
1327D	2716	Hand Attachment Driver Pinion Screw Stud for 34078.....	15
1339B	4266	Pressure Regulating Thumb Screw for 24-50 and 24-51 Machines.....	20
1344B	4267	Handle Bolt for 28232.....	08
1441C	2716	Belt Shifter Set Screw for 28274.....	04
1507E	2716	Band Wheel Crank Screw Centre Nut for 25036, 25185, 25319, 25385, 28005, 28272 and 46531.....	05
1507E	2716	Treadle Screw Centre Nut for 25036, 25185, 25186, 25319, 25385, 25398, 28056, 28272 and 46531.....	05
1510E	2716	Brace Bolt Nut for 506E, obsolete.....	02
1510E	2716	Dress Guard Bolt Nut for 504E and 1059E.....	02
1515E	2716	Brace Section Bolt Nut for 507E, obsolete.....	02
1516B	2717	Arm Rock Shaft Screw Centre (back) Nut.....	05
1518E	2707	Feed Raising Bar Carrier Hinge Pin Nut for 24-24, 24-30, 24-50 and 24-51 Machines.....	04

NUMERICAL LIST OF PARTS

NO.	PLATE	NAME	EACH
1520B	2717	Connecting Rod Hinge Screw Nut for 24-24, 24-30, 24-50 and 24-51 Machines.	\$ 03
1520E	3826	Pitman Rod Lock Nut for 28271, 46530 and 46535.	03
1523E	2720	Handle Bolt Nut for 28092 and 28232.	02
1528B	2709	Thread Eyelet Over-Spool Pin Lock Nut for 24-1 Machine, obsolete.	03
1534B	1006	Hemmer Thumb Nut for 26969 and 35867.	10
1550H	2704	Presser Bar Lifter Screw Nut for 24-1, 24-2 and 24-20 Machines, obsolete.	03
1550H	2704	Tension Releasing Screw Nut for 24-1, 24-2 and 24-20 Machines, obsolete.	03
1568B	2710	Thread Retainer Regulating Thumb Nut for 9549, obsolete.	10
1570E	2717	Pitman Adjusting Screw Nut for 25074 and 25112, obsolete.	02
1578E	2721	Hasp Bolt Nut for 28095.	03
1602E	2716	Cloth Plate Bushing for 9508 and 22410	02
1620D	2716	Hand Attachment Driver Pinion Screw Stud Nut for 34078.	03
1626B	2709	Thread Retainer Regulating Thumb Nut for 9947, obsolete.	03
1670E	2719	Pitman Rod Ball Screw Bearing Nut for 25401, 28271, 46530 and 46535.	05
1811	2717	Arm Rock Shaft Roller and Stud for 9502 and 22407.	20
2015	2718	Machine Thumb Screw Cushion, rubber (Trimmings for Cabinet Table, Cover Set, Drawing-Room Cabinet and Open-Side Drawing-Room Cabinet).	02
2049	2710	Belt Shifter Pin for 25237, 25239 and 25266.	01
2117	2710	Band Wheel Crank Pin for 25007 and 28004, obsolete.	01
2269	2710	Rocking Frame Connecting Link Bracket Pin (Trimmings for Drawing-Room Cabinet) obsolete.	01
2300	2704	Feed Regulator Indicator Segment Spring Hook for 24-1, 24-2 and 24-20 Machines, obsolete.	01
2809	2718	Table Hinge Connection Hinge Pin for 28188, 28238 and 28240.	01
2810B	—	Table Hinge Plate for 28188, obsolete.	20
5604	2718	Latch Spring Rivet for 28037 and 28038, obsolete. per 100	10

NUMERICAL LIST OF PARTS

NO.	PLATE	NAME	EACH
5968	2707	Feed Raising Bar Carrier Cap Screw Washer for 24-24, 24-30, 24-50 and 24-51 Machines.	\$ 02
7958	2710	Hand Attachment Body Bracket Dowel Pin for 9796, obsolete.	01
7958	2710	Pitman Pin for 25203 and 25237, obsolete.	01
7958	2710	Pitman Stud Pin (Trimmings for Drawing-Room Cabinet) obsolete.	01
8280	2715	Hand Attachment Crank Hinge Pin for 9796 and 34078.	01
8281	2715	Hand Attachment Crank Lock Pin for 8287 and 34071.	02
8282	2715	Hand Attachment Crank Lock Pin Spring for 8287 and 34071.	01
8287	2713	Hand Attachment Gear with 8281 and 8282, for 9796, obsolete.	35
8316	—	Hand Attachment Crank Handle Spindle for 8381, obsolete.	10
8379	—	Hand Attachment Crank complete for 34078, Nos. 8380, 8381 and 8383, obsolete, use 8436.	35
8380	2713	Hand Attachment Crank Handle (wood) for 8379 and 8436.	03
8381	2713	Hand Attachment Crank Handle Spindle 8316 with 8382, for 8379, obsolete.	10
8382	2715	Hand Attachment Crank Handle Spindle Washer for 8381 and 8434.	01
8383	2713	Hand Attachment Crank Lever for 8379, obsolete, use 8435.	20
8433	—	Hand Attachment Crank Handle Spindle for 8434.	10
8434	2714	Hand Attachment Crank Handle Spindle 8433 with 8382, for 8436.	10
8435	2714	Hand Attachment Crank Lever for 8436	20
8436	—	Hand Attachment Crank complete for 9796 and 34078, Nos. 8380, 8434 and 8435.	35
8505	4266	Face Plate Thread Eyelet Rivet for 34243. per 100	10
8505	4266	Thread Controller Spring Rivet for 34223. per 100	10
9256	2715	Spool Pin for 24-2 Machine, obsolete.	03
9374	2718	Band Wheel Belt Switch Plate Rivet for 25311, 25396 and 25495.	01

NUMERICAL LIST OF PARTS

NO.	PLATE	NAME	EACH
Nos. 9501 to 9505 FOR 24-1, 24-2 AND 24-20 MACHINES, OBSOLETE			
*9501	—	Arm, upper and lower (solid).....	\$8 00
9502	529	“ Rock Shaft with 1811, 9546 and 9547.....	60
9503	529	Arm Rotary Shaft with 1019c.....	1 00
9504	528	Balance Wheel, 2¼ in. pulley, with 424c	90
9505	528	“ “ 1¾ in. pulley, with 435c, for Drawing-Room Cabinet.....	90
9506	528	Balance Wheel Cover for 24-1 Machine, obsolete.....	30
9507	2702	Connecting Rod with two 175B, obsolete, use 22306.....	50
Nos. 9508 TO 9510 FOR 24-1, 24-2 AND 24-20 MACHINES, OBSOLETE.			
9508	2700	Cloth Plate with 1602E.....	2 00
9509	2701	Face Plate.....	25
9510	2705	Feed Dog.....	50
9511	2703	“ Forked Connection with 181E and 175E.....	60
9512	2703	Feed Forked Connection Hinge Pin.....	05
9514	2703	“ Raising Bar with 181E.....	50
9515	2703	“ “ “ Carrier.....	30
9516	2703	“ “ “ Stud for 24-1, 24-2 and 24-20 Machines, obsolete.....	20
9517	2703	Feed Raising Bar Hinge Pin.....	08
9518	2703	“ Regulator for 24-1, 24-2 and 24-20 Machines, obsolete.....	35
9519	2704	Feed Regulator Indicator Segment for 24-1, 24-2 and 24-20 Machines, obsolete.....	20
9521	2703	Feed Regulator Friction Washer.....	01
9522	2704	Looper.....	60
9523	529	“ Gate.....	05
9524	529	“ “ Frame for 24-1, 24-2 and 24-20 Machines, obsolete.....	30
9525	2704	Looper Gate Hinge Screw Washer.....	01
9526	2704	Needle Bar for 24-1, 24-2 and 24-20 Machines, obsolete.....	40
9527	2704	Needle Bar Connecting Link with two 329E, obsolete, use 34170.....	25
Nos. 9530 TO 9535 FOR 24-1, 24-2 AND 24-20 MACHINES, OBSOLETE.			
9530	2704	Presser Bar.....	40
9531	2704	“ “ Guide with 462c.....	20

NUMERICAL LIST OF PARTS

NO.	PLATE	NAME	EACH
9532	2704	Presser Bar Lifter with 9533.....	\$ 20
9533	2704	“ “ “ Stop Pin for 9532....	02
9534	2704	“ “ Spring.....	06
9535	2705	“ Foot.....	40
9536	2701	Spool Rest.....	10
9537	2702	“ Weight, 1¾ in. diam., for 24-1 and 24-2 Machines, obsolete.....	20
Nos. 9539 TO 9541 FOR 9850, OBSOLETE.			
9539	2709	Tension Cap.....	25
9540	2709	“ Spring.....	02
9541	2709	“ Stud Plug (fibre).....	03
9542	2710	Thread Eyelet (flat) for 24-1, 24-2, 24-24 and 24-30 Machines, obsolete, use 9937	05
Nos. 9543 TO 9548 FOR 24-1, 24-2 AND 24-20 MACHINES, OBSOLETE.			
9543	2709	Thread Nipper Disc.....	02
9544	2709	“ “ “ Cover.....	12
9545	2709	“ “ Spring.....	05
9546	2709	“ Pull-off for 9502.....	10
9547	2709	“ “ Rivet for 9502. per 100	25
9548	2705	Throat Plate for 9510.....	30
9549	2710	Thread Retainer complete for 24-1, 24-2, 24-24 and 24-30 Machines, Nos. 420B, 1568B and 9550 to 9553, obsolete, use 9947.....	50
Nos. 9550 TO 9553 FOR 9549, OBSOLETE.			
9550	2710	Thread Retainer Frame.....	15
9551	2710	“ “ Plate.....	05
9552	2710	“ “ Spring.....	03
9553	2710	“ “ Under Guide.....	10
9565	2715	Hand Attachment Driver Pinion for 9796, obsolete.....	35
9566	2713	Hand Attachment Gear Cover for 9796 and 34078.....	10
9567	2715	Hand Attachment Pinion (intermediate) for 9796, obsolete.....	30
9568	2715	Hand Attachment Thread Eyelet (lower) for 9796, obsolete.....	03
9569	2715	Hand Attachment Thread Eyelet (upper) for 24-2 Machine, obsolete... ..	05
9570	2704	Needle Bar Connecting Stud with 207E.....	30
9573	528	Balance Wheel Cover for 24-20 Machine, obsolete.....	25
9611	2704	Needle Bar Thread Tube for 24-1, 24-2 and 24-20 Machines, obsolete.....	08

NUMERICAL LIST OF PARTS

NO.	PLATE	NAME	EACH
9796	—	Hand Attachment complete for 24-2 Machine, Nos. 23D, 45D, 240D, 659D, 8280, 8287, 8436, 9565 to 9568, 9797 to 9799 and two each 159A and 399A, obsolete.	\$3 00
Nos. 9797 to 9799 FOR 9796, OBSOLETE.			
9797	2713	Hand Attachment Body.	60
9798	2713	" " Bracket.	15
9799	2715	" " Driver.	25
9804	2704	Feed Regulator Indicator Segment Spring for 24-1, 24-2 and 24-20 Machines, obsolete.	05
9842	2718	Machine Thumb Screw Washer (Trim- mings for Cabinet Table, Cover Set, Drawing-Room Cabinet and Open- Side Drawing-Room Cabinet).	02
9843	2713	Machine Cushion, cloth (Trimnings for Cover Set).	02
9843	2713	Machine Cushion, cloth, for 24-2 Machine (Trimnings for Base and Portable Case) obsolete.	02
9850	2709	Tension (automatic) complete for 24-1, 24-2 and 24-20 Machines, Nos. 847A, 848A and 9539 to 9541, obsolete.	80
9936	2703	Feed Forked Connection Link with 1012E.	50
9937	2709	Thread Eyelet (flat) for 24-1, 24-2 and 24-20 Machines, obsolete.	05
9938	2709	Thread Eyelet (flat) Spring Plate for 24-1, 24-2 and 24-20 Machines, obsolete.	05
9939	528	Spool Pin Bracket for 22273, obsolete.	25
9940	2702	" Weight, 1 3/8 in. diam., with 557A, for 24-20, 24-24, 24-30, 24-50 and 24-51 Machines.	30
9941	2701	Thread Guide (back of arm) for 24-20 Machine, obsolete.	25
Nos. 9942 to 9946 FOR 9947, OBSOLETE.			
9942	2709	Thread Retainer Frame.	15
9943	2709	" " Plate.	05
9944	2709	" " Regulating Thumb Nut Cap.	10
9945	2709	Thread Retainer Spring.	03
9946	2709	" " Under Guide.	10
9947	2709	Thread Retainer complete for 24-1, 24-2 and 24-20 Machines, Nos. 989B, 1626B and 9942 to 9946, obsolete.	50

NUMERICAL LIST OF PARTS

NO.	PLATE	NAME	EACH
11742	2710	Pitman Washer for 25203, 25237 and Trimnings for Drawing-Room Cabinet, obsolete.	\$ 01
15252	2718	Table Hinge Plate (oxidized) for 28238.	20
15255	—	" " " (brass) for 28240.	20
17822	2718	Dress Guard Belt Retainer Rivet for 25497.	01
22273	—	Spool Pin Bracket complete for 24-20 Machine, Nos. 529B, 9536, 9939 and two nickel-plated wood screws 5/8 in. No. 5, obsolete.	40
22275	2704	Presser Bar Lifter Steady Spring for 24-1, 24-2 and 24-20 Machines, obsolete.	03
22306	2702	Connecting Rod with two 1012B, for 24-1, 24-2 and 24-20 Machines, obsolete.	50
22402	2706	Presser Bar Lifter for 24-24, 24-30, 24-50 and 24-51 Machines.	20
22404	2706	Presser Bar Spring Bracket with 462c, for 24-24, 24-30, 24-50 and 24-51 Machines.	30
22405	2706	Presser Bar Spring Washer for 24-24, 24-30, 24-50 and 24-51 Machines.	01
*22406	—	Arm, upper and lower (solid) for 24-24 and 24-30 Machines, obsolete.	8 00
Nos. 22407 to 22412 FOR 24-24, 24-30, 24-50 AND 24-51 MACHINES.			
22407	529	Arm Rock Shaft with 853C, 1811 and 22455.	60
22408	529	Arm Rotary Shaft with two 462c.	2 00
22409	528	Balance Wheel.	60
22410	2700	Cloth Plate with 1602E.	2 00
22411	2702	Connecting Rod with 22412 and two 187B.	1 00
*22412	—	Connecting Rod Cap for 22411.	—
22413	2701	Face Plate with 22414, for 24-24 and 24-30 Machines, obsolete.	40
22414	2707	Face Plate Thread Eyelet for 22413.	10
Nos. 22415 TO 22421 FOR 24-24, 24-30, 24-50 AND 24-51 MACHINES.			
22415	2705	Feed Dog.	50
22416	2707	" and Feed Lifting Eccentric with 1019c.	1 00
22417	2707	Feed Raising Bar Carrier Hinge Pin.	25

NUMERICAL LIST OF PARTS

NO.	PLATE	NAME	EACH
22418	2707	Feed Regulator.....	\$ 35
22419	2707	" " Indicator with 193A.....	60
22420	2707	" " " Shaft.....	15
22421	529	Looper Gate Frame.....	40
22422	2706	Needle Bar with 22456, for 24-24 and 24-30 Machines, obsolete.....	60
Nos. 22423 TO 22427 FOR 24-24, 24-30, 24-50 AND 24-51 MACHINES.			
22423	2706	Presser Bar.....	40
22424	2706	" " Spring.....	05
22425	2705	" Foot.....	40
22426	528	Pulley, 2 1/4 in. diam.....	75
22427	2706	Spool Pin Bracket.....	20
22428	2706	Thread Controller Post with 22429, for 24-24 and 24-30 Machines, obsolete..	50
22429	2706	Thread Controller Spring for 22428, obsolete.....	05
Nos. 22430 TO 22432 FOR 24-24, 24-30, 24-50 AND 24-51 MACHINES.			
22430	2706	Thread Eyelet (top of arm).....	10
22431	2706	" " Friction Washer.....	01
22432	2706	" Guide Pin (top of arm).....	02
Nos. 22433 TO 22436 FOR 22437.			
22433	2708	Thread Nipper Adjusting Stud.....	25
22434	2708	" " " Washer (leather) lower.....	01
22435	2708	Thread Nipper Adjusting Stud Washer (leather) upper.....	02
22436	2708	Thread Nipper Adjusting Stud Washer (steel).....	01
22437	—	Thread Nipper Adjusting Stud 22433 with 22434 to 22436, for 24-24, 24-30, 24-50 and 24-51 Machines.....	30
22438	2708	Thread Nipper Body with two 22447, for 24-24 and 24-30 Machines, obsolete	75
22439	2708	Thread Nipper Cap for 34293.....	50
22440	2708	" " " Washer (cloth) for 34293.....	01
22441	2708	Thread Nipper Cap Washer (steel) for 24-24 and 24-30 Machines, obsolete...	03
22442	2708	Thread Nipper Disc (grooved) for 24-24 and 24-30 Machines, obsolete.....	10
22443	2708	Thread Nipper Locking Washer for 34293.....	10
22444	2708	Thread Nipper Locking Washer Cap (leather) for 34293.....	01

NUMERICAL LIST OF PARTS

NO.	PLATE	NAME	EACH
22445	2708	Thread Nipper Ring (lower) for 24-24 and 24-30 Machines, obsolete.....	\$ 10
22446	2708	Thread Nipper Ring (upper) for 24-24 and 24-30 Machines, obsolete.....	10
22447	2708	Thread Nipper Ring Position Pin for 22438 and 34212.....	01
22448	2708	Thread Nipper Ring Washer (cloth) for 24-24 and 24-30 Machines, obsolete...	02
22449	2708	Thread Nipper Rod for 24-24, 24-30, 24-50 and 24-51 Machines.....	1 00
22450	2708	Thread Nipper Spring with 22452 and 22453, for 34293.....	20
22451	2708	Thread Nipper Spring Washer (leather) for 34293.....	01
22452	2708	Thread Nipper Spring Washer (flanged) lower, for 22450.....	05
22453	2708	Thread Nipper Spring Washer (flanged) upper, for 22450.....	05
22454	2707	Thread Pull-off Eyelet (double) for 24-24, 24-30, 24-50 and 24-51 Machines.....	15
22455	2707	Thread Pull-off Pin for 22407.....	05
Nos. 22456 TO 22458 FOR 24-24 AND 24-30 MACHINES, OBSOLETE.			
22456	2706	Thread Take-up.....	10
22457	2707	" " Spring.....	05
22458	2707	" " " Stop.....	02
22459	2705	Throat Plate for 22415.....	30
25007	2723	Band Wheel, 12 1/2 in. diam., with 2117 and 25010, for 25203, obsolete.....	1 50
25010	2723	Band Wheel Crank for 25007, obsolete.	15
25025	—	Belt, size 3/2 in., length 53 in., with 25028, for 25203 and 25268.....	20
25028	2718	Belt Hook for 25025, 25313 and 28008..	01
25036	2723	Brace with three each 297C and 1507E, for 25203, obsolete.....	1 45
25047	2722	Skeleton Drawer Case Drawer Spring (Trimmings for Cabinet Table and Cover Set).....	02
25054	2723	Dress Guard for 25203 and 25268.....	25
25055	2718	Band Wheel Brake Ball (rubber) for 25203, 25237, 25239, 25266, 25268 and Trimmings for Open-Side Drawing- Room Cabinet.....	03
25056	2723	Drop Leaf Support (Trimmings for Cover Set).....	12

NUMERICAL LIST OF PARTS

NO.	PLATE	NAME	EACH
25058	2723	Drop Leaf Support Bracket with three wood screws $\frac{5}{8}$ in. No. 7 (Trimnings for Cover Set).....	\$ 10
25063	2723	Leg with two each 25068 and 25069, for 25203, obsolete.....	1 80
25068	2722	Leg Roller for 25063, 25126, 25386 and 25444.....	05
25069	2722	Leg Roller Pin for 25063, 25126, 25386 and 25444.....	01
25070	2720	Base Cushion Tack, rubber (Trimnings for Base and Portable Case).....	01
25070	2720	Table Cushion Tack, rubber (Trimnings for Cabinet Table).....	01
25074	2723	Pitman (adjustable) complete with two each 558E, 1570E, 25075 and 25123, for 25203, obsolete.....	25
25075	2710	Pitman Adjusting Screw Washer for 25074 and 25112, obsolete.....	01
25076	2722	Skeleton Drawer Case Support (Trimnings for Cabinet Table and Cover Set).....	03
25084	2723	Treadle for 25203, obsolete.....	55
25086	2723	Wrench for 1507, 1510, 1515 and 1670..	10
25112	2724	Pitman (adjustable) complete with two each 558E, 1570E, 25075 and 25123, for 25237, obsolete.....	25
25123	—	Pitman Adjusting Block for 25074 and 25112, obsolete.....	02
25126	2724	Leg with two each 25068 and 25069, for 25237, obsolete.....	1 80
25152	2718	Table Cushion (felt) for machine platform flap (Trimnings for Cabinet Table and Open-Side Drawing-Room Cabinet).....	01
25184	2725	Brace (sectional) complete for 25203, Nos. 25185, 25186 and three 507E, obsolete.....	1 60
25185	2725	Brace Section (right) with two each 297C and 1507E, for 25184, obsolete.....	1 05
25186	2725	Brace Section (left) with 297C and 1507E, for 25184, obsolete.....	55
25200	2724	Wrench for 972.....	10
25203	—	Stand (iron work) rocking treadle, cover set, complete, Nos. 504E, 7958, 11742, 25007, 25036, 25054, 25055, 25074, 25084, 25086, two 25063 and four 506E, obsolete.....	—

NUMERICAL LIST OF PARTS

NO.	PLATE	NAME	EACH
25237	—	Stand (iron work) rocking treadle, cabinet table, complete, Nos. 748E, 1059E, 2049, 7958, 11742, 25055, 25086, 25112, 25200, 25311, 25312, 25314 to 25321, 25324, 25325, two 25126 and four 506E, obsolete.....	\$ —
25239	—	Stand (iron work) rocking treadle, ball bearing, cabinet table, complete, Nos. 504E, 2049, 25055, 25086, 25200, 25314 to 25318, 25324, 25398, 25400, 25401, 25495, 25497, two 25444 and five 748E, obsolete.....	—
25266	—	Stand (iron work) rocking treadle, ball bearing pitman, cabinet table, complete, Nos. 504E, 2049, 25055, 25086, 25200, 25314 to 25318, 25324, 25400, 25495, 25497, 46530, 46531, two 25444 and five 748E.....	—
25268	—	Stand (iron work) rocking treadle, ball bearing pitman, cover set, complete, Nos. 504E, 25054, 25055, 25086, 25200, 25385, 46518, 46534, 46535, two 25386 and four 748E.....	—
25303	2719	Band Wheel Crank Ball, size $\frac{1}{4}$ in., for 25354 and 25389, obsolete.....	per 100
25306	2719	Band Wheel Crank Ball Safety Washer for 25354 and 25389, obsolete.....	01
25311	2724	Band Wheel, 12 $\frac{1}{2}$ in. diam., with 972C, 25322 and two 9374, for 25237, obsolete.....	1 00
25312	2724	Band Wheel Crank for 25237, obsolete..	20
25313	—	Belt, size $\frac{5}{8}$ in., length 59 $\frac{1}{2}$ in., with 25028, for 25237, 25239, 25266 and Trimnings for Open-Side Drawing-Room Cabinet.....	20
25314	2722	Belt Shifter for 25237, 25239 and 25266.	15
25315	2722	Belt Shifter Handle with 1149c, for 25237, 25239, 25266 and Trimnings for Open-Side Drawing-Room Cabinet.....	15
25316	2722	Belt Shifter Shaft for 25237, 25239, 25266 and Trimnings for Open-Side Drawing-Room Cabinet.....	10
25317	2722	Belt Shifter Shaft Bracket and Belt Guide for 25237, 25239 and 25266...	15
25318	2722	Belt Shifter Spring for 25237, 25239, 25266 and Trimnings for Open-Side Drawing-Room Cabinet.....	10

NUMERICAL LIST OF PARTS

NO.	PLATE	NAME	EACH
25319	2724	Brace with three each 297C and 1507E, for 25237, obsolete.....	\$1 45
25320	2724	Dress Guard for 25237 and 25239, obsolete.....	30
25321	2724	Treadle for 25237, obsolete.....	55
25322	2718	Band Wheel Belt Switch Plate for 25311 and 25396, obsolete.....	10
25324	2718	Belt Shifter Spring Adjusting Collar with 178F, for 25237, 25239, 25266 and Trimmings for Open-Side Drawing-Room Cabinet.....	10
25325	2722	Belt Guard for 25237 and 25239, obsolete	15
25353	2719	Band Wheel Crank Ball Case for 25354, obsolete.....	15
25354	—	Band Wheel Crank Ball Case complete for 25398, Nos. 25306, 25353 and six 25303, obsolete.....	25
25359	2722	Pitman Rod with 25360, for 25401, obsolete.....	15
*25360	—	Pitman Rod Ball for 25359, 28267, 46510 and 46517.....	10
25361	3826	Pitman Rod Ball Screw Bearing for 25401, 28271, 46530 and 46535.....	10
25362	2719	Pitman Ball, size $\frac{3}{16}$ in., for 25401, 28271, 46530 and 46535..... per 100	80
25363	2719	Pitman Ball Case with 457C, for 25401, obsolete.....	35
25364	2719	Pitman Ball Case Cover for 25401, obsolete.....	15
25371	3826	Pitman Rod Ball Bushing for 25401, 28271, 46530 and 46535.....	15
25385	4271	Brace with three each 297C and 1507E, for 25268.....	1 45
25386	4271	Leg with two each 25068 and 25069, for 25268.....	1 80
25388	2719	Band Wheel Crank Screw Bearing Ball Case for 25389, obsolete.....	25
25389	—	Band Wheel Crank Screw Bearing Ball Case complete for 25398, Nos. 25306, 25388 and six 25303, obsolete.....	35
25396	2725	Band Wheel, 12 $\frac{1}{2}$ in. diam., with 972C, 25322 and two 9374, for 25239, obsolete.....	1 00
25397	2725	Band Wheel Crank for 25401, obsolete.	25
25398	2725	Brace with 25354, 25389 and two each 129E, 297C and 1507E, for 25239, obsolete.....	2 25

NUMERICAL LIST OF PARTS

NO.	PLATE	NAME	EACH
25400	2725	Treadle for 25239, 25266 and Trimmings for Open-Side Drawing-Room Cabinet. \$	60
25401	—	Band Wheel Crank and Pitman complete for 25239, Nos. 1670E, 25359, 25361, 25363, 25364, 25371, 25397, 27795 and eleven 25362, obsolete.....	1 45
25444	2725	Leg with two each 25068 and 25069, for 25239 and 25266.....	1 80
25495	2725	Band Wheel, 12 $\frac{1}{2}$ in. diam., with 972C, 25496 and two 9374, for 25239, 25266 and Trimmings for Open-Side Drawing-Room Cabinet.....	1 00
25496	2718	Band Wheel Belt Switch Plate for 25495.	10
25497	2724	Dress Guard with 25498 and two 17822, for 25239, 25266 and Trimmings for Open-Side Drawing-Room Cabinet..	50
25498	2722	Dress Guard Belt Retainer for 25497... Nos. 25503 TO 25505 FOR 26969 AND 35867.	10
25503	945	Hemmer, $\frac{3}{32}$ in. hem.....	80
25504	945	" (wide hem).....	80
25505	945	Quilter.....	05
25525	1006	Bias Gauge for 26969 and 35867.....	10
25537	1006	Screw Driver for 26969 and 35867.....	10
25539	1006	Stiletto for 26969 and 35867.....	05
25617	1006	Hemmer, $\frac{1}{8}$ in. hem, for 26969 and 35867.....	80
25618B	1006	Cloth Guide for 26969 and 35867.....	15
25950	2712	Hemstitcher for 24-1, 24-2 and 24-20 Machines, obsolete.....	1 25
26090	1005	Tucker Rocking Bar for 26516.....	10
26092	2707	" Tuck Smoothing Spring Rivet for 26516..... per 100	15
26095	1005	Tucker Tuck Marking Plate for 26516..	10
26097	1005	" " Marker Guide Rod for 26516.....	05
26098	1005	Tucker Tuck Smoothing Spring for 26516.....	05
26185	1006	Rack for Nos. 25503 to 25505, 25617 and 26774, for 26968, obsolete.....	02
26193	1006	Box Spring Catch Hook for 26968, obsolete.....	02
26194	1006	Box Spring Catch for 26968, obsolete...	03
26289	1005	Tucker Driving Lever for 26516.....	03
26291	1005	" Position Plate for 26516.....	10
26294	1005	" Tuck Guide for 26516.....	10
26295	1005	" " Marker Guide Clamp for 26516.....	05

NUMERICAL LIST OF PARTS

NO.	PLATE	NAME	EACH
26302	2707	Box Spring Catch Hook Rivet for 26968, obsolete..... per 100.	\$ 25
26302	2707	Box Spring Catch Rivet for 26968, obsolete..... per 100	25
26304	1006	Rack for Nos. 26516 and 28863, for 26968, obsolete.....	02
26318	1006	Rack for Nos. 287B, 25525, 25537, 25539 and 25618B, for 26968, obsolete.....	08
26324	1006	Rack for No. 1534, for 26968, obsolete..	03
26363	2712	Presser Foot, for braiding, for 24-1 and 24-2 Machines, obsolete.....	75
26458	2707	Tucker Tuck Marking Plate Spur for 26516.....	01
26459	2711	Ruffler Ruffling Blade Rivet (furnished for repairs) for 26774..... per 100	15
26459	2711	Ruffler Separating Blade Rivet (furnished for repairs) for 26774. per 100	15
26459	2711	Ruffler Spring Presser Rivet (furnished for repairs) for 26774..... per 100	15
26459	2711	Tucker Tuck Marking Plate Spur Rivet (furnished for repairs) for 26516, per 100.....	15
26514	1005	Tucker Rocking Bar Lifting Spring for 26516.....	02
26515	1005	Tucker Frame for 26516.....	12
26516	1005	Tucker complete for 26969 and 35867, Nos. 233B, 561B, 658B, 911B, 26090, 26092, 26095, 26097, 26098, 26289, 26291, 26294, 26295, 26458, 26514, 26515 and 26555.....	75
26522	2711	Ruffler Driving Lever Hinge Stud for 26774.....	03
26555	2710	Tucker Rocking Bar Protector for 26516 Nos. 26765 to 26773 FOR 26774.	02
26765	2711	Ruffler Driving Lever.....	10
26766	2711	" Frame.....	25
26767	2711	" Ruffling Blade.....	03
26768	2711	" " " Holder.....	10
26769	2711	" " " Lever with 620F.....	10
26770	2711	" " " Hinge Stud.....	01
26771	2711	" Separating Blade.....	02
26772	2711	" " " Bracket.....	10
26773	2711	" Spring Presser.....	10
26774	2711	Ruffler complete for 26969 and 35867, Nos. 812B, 911B, 26522 and 26765 to 26773.....	85

NUMERICAL LIST OF PARTS

NO.	PLATE	NAME	EACH
26968	—	Box with Racks for 26969, Nos. 26193, 26194, 26318, 26324, two 26302, three 26304, five 26185 and ten wood screws, obsolete.....	\$1 00
26969	1006	Attachment Set complete, in folding box, for 24-1, 24-2, 24-20, 24-24 and 24-30 Machines, Nos. 287B, 1534B, 25503 to 25505, 25525, 25537, 25539, 25617, 25618B, 26516, 26774, 26968, 28863 and six needles, obsolete.....	5 00
27795	2719	Pitman Ball Case Cover Set Screw Washer for 25401, obsolete... per 100	25
28004	714	Band Wheel, 10 in. diam., with 2117 and 28006 (Trimnings for Drawing-Room Cabinet) obsolete.....	1 25
28005	714	Band Wheel Bracket with 302c and 1507B (Trimnings for Drawing-Room Cabinet) obsolete.....	60
28006	714	Band Wheel Crank for 28004, obsolete.	15
28008	—	Belt, size 3/2 in., length 57 inches, with 25028 (Trimnings for Drawing-Room Cabinet) obsolete.....	20
28010	714	Belt Guide (Trimnings for Drawing-Room Cabinet) obsolete.....	30
28012	713	Belt Guide Screw Eye (Trimnings for Drawing-Room Cabinet) obsolete....	01
28013	713	Belt Hole Bushing (round) brass (Trimnings for Cabinet Table, Cover Set, Drawing-Room Cabinet and Open-Side Drawing-Room Cabinet).....	04
28014	—	Belt Hole Bushing (round) nickeled (Trimnings for Cabinet Table, Cover Set, Drawing-Room Cabinet and Open-Side Drawing-Room Cabinet).. Nos. 28016 to 28018 FOR 28019.	04
28016	712	Cabinet Case Roller (iron).....	04
28017	712	" " " Frame.....	10
28018	2710	" " " Pin.....	01
28019	712	Cabinet Case Roller complete, Nos. 28016 to 28018 (Trimnings for Drawing-Room Cabinet and Open-Side Drawing-Room Cabinet).....	15
28020	714	Drawer Lock Bolt (Trimnings for Drawing-Room Cabinet) obsolete.....	40
28021	712	Drawer Lock Bolt Cam and Plate (Trimnings for Drawing-Room Cabinet) obsolete.....	35

NUMERICAL LIST OF PARTS

NO.	PLATE	NAME	EACH
Nos. 28024 TO 28026, TRIMMINGS FOR DRAWING-ROOM CABINET, OBSOLETE.			
28024	712	Hinge, 1 in. x 1½ in. (brass) for all doors except lower front.	\$ 03
28025	—	Hinge, 1 in. x 1½ in. (nickeled) for all doors except lower front.	05
28026	712	Hinge, ½ in. x 2 in. (brass) for lower front doors.	03
28027	712	Hinge (brass) round ends, for top leaf (Trimmings for Cabinet Table, Drawing-Room Cabinet and Open Side Drawing-Room Cabinet).	15
28028	—	Hinge (nickeled) round ends, for top leaf (Trimmings for Drawing-Room Cabinet) obsolete.	15
28029	712	Latch for 28037 and 28038, obsolete.	08
28030	712	" Button (brass) for 28037, obsolete	15
28031	—	" " (nickeled) for 28038, obsolete.	15
Nos. 28032 TO 28034 FOR 28037 AND 28038, OBSOLETE.			
28032	2710	Latch Button Hinge Pin.	01
28033	712	" Frame.	15
28034	2710	" Hinge Pin.	01
Nos. 28037 TO 28056, TRIMMINGS FOR DRAWING-ROOM CABINET, OBSOLETE.			
28037	712	Latch (brass) complete, Nos. 5604, 28029, 28030, 28032 to 28034 and 28200.	40
28038	—	Latch (nickeled) complete, Nos. 5604, 28029, 28031 to 28034 and 28200.	40
28039	714	Pitman with three wood screws. ⅝ in. No. 5 R. H. B.	10
28040	714	Rocking Frame (grained) with 434C, 28048 and two each 28043 and 28045.	1 25
28041	—	Rocking Frame (japanned) with 434C, 28048 and two each 28043 and 28045	1 25
28042	714	Rocking Frame Bracket.	15
28043	714	" " Connecting Link for 28040 and 28041.	04
28044	712	Rocking Frame Connecting Link Bracket.	04
28045	718	Rocking Frame Connecting Link Hinge Stud for 28040 and 28041.	04

NUMERICAL LIST OF PARTS

NO.	PLATE	NAME	EACH
28046	714	Rocking Frame Hinge Plate.	\$ 10
28047	714	" " Spring	75
28048	714	" " Adjusting Block for 28040 and 28041.	25
28049	2710	Rocking Frame Spring Adjusting Block Pin.	02
28050	713	Spring Catch, for long front door.	02
28051	713	" " " end, upper and lower doors.	04
28052	713	Spring Catch Cup for 28051.	04
28053	714	Treadle.	1 20
28054	713	" Centre for 28055.	05
28055	714	" " Bracket with 28054.	15
28056	714	" Screw Centre Bracket with 296c and 1507E.	30
Nos. 28069 TO 28073, TRIMMINGS FOR COVER SET.			
28069	713	Cover Hook (brass).	02
28070	—	" " (nickeled).	02
28071	713	" " Cup Catch (brass).	04
28072	—	" " " (nickeled).	04
28073	712	" Lock (rim).	15
28076	713	" " Escutcheon, brass (Trim- mings for Cover Set).	02
28076	713	Drawer Lock Escutcheon, brass (Trim- mings for Drawing-Room Cabinet) obsolete.	02
28076	713	Partition Lock Escutcheon, brass (Trim- mings for Cabinet Table and Cover Set).	02
28077	—	Cover Lock Escutcheon, nickeled (Trim- mings for Cover Set).	02
28077	—	Drawer Lock Escutcheon, nickeled (Trim- mings for Drawing-Room Cabinet) obsolete.	02
28077	—	Partition Lock Escutcheon, nickeled (Trim- mings for Cabinet Table and Cover Set).	02
28078	712	Partition Lock Key (Trim- mings for Cabinet Table) obsolete, use 28233.	05
28079	712	Drop Leaf Hinge (Trim- mings for Cover Set).	03
28086	2721	Cover Hook, nickeled (Trim- mings for Portable Case).	05
28087	2721	Cover Hook Plate, nickeled (Trim- mings for Portable Case).	05
28088	2720	Handle (wood) for 28092 and 28232.	05

NUMERICAL LIST OF PARTS

NO.	PLATE	NAME	EACH
Nos. 28089 to 28091 FOR 28092, OBSOLETE.			
28089	2720	Handle Hinge Rivet.....	\$ 01
28090	2720	" Link.....	08
28091	2720	" Stud.....	06
28092	—	Handle complete, Nos. 28088, 28091 and two each 638B, 1523E, 28089 and 28090 (Trimnings for Portable Case) obsolete.....	50
28093	2721	Hasp for 28095.....	08
28094	2721	" Hinge Rivet for 28095.....	01
28095	—	Hasp complete, Nos. 639B, 1578E, 28093 and 28094 (Trimnings for Portable Case).....	15
Nos. 28096 to 28100 FOR 28101.			
28096	2721	Hasp Button.....	08
28097	2721	" " Plate.....	08
28098	2721	" " Spring (two pieces).....	01
28099	2721	" " Stop.....	01
28100	2721	" " Latch.....	08
28101	—	Hasp Button complete, Nos. 28096 to 28100 and two nickel-plated wood screws $\frac{3}{4}$ in. No. 4 (Trimnings for Portable Case).....	25
28121	712	Hinge, $1\frac{1}{2}$ in. x $1\frac{3}{4}$ in. (brass) for front lid (Trimnings for Cabinet Table) obsolete.....	10
28125	712	Shield Supporting Bracket (Trimnings for Cabinet Table).....	05
28126	2718	Belt Hole Bushing (oval, brass) $\frac{5}{8}$ in. x 1 in. (Trimnings for Open-Side Drawing-Room Cabinet).....	05
28127	712	Bail Pull, gilt (Trimnings for Cover Set).....	30
28128	712	Bail Pull, gilt (Trimnings for Cabinet Table).....	30
28128	712	Bail Pull (gilt) long (Trimnings for Drawing-Room Cabinet) obsolete....	30
28129	—	Bail Pull (gilt) short (Trimnings for Drawing-Room Cabinet) obsolete....	30
28130	713	Cover Lock Cup Catch, brass (Trimnings for Cover Set).....	05
28167	2722	Machine Cushion, felt (Trimnings for Cabinet Table, Drawing-Room Cabinet and Open-Side Drawing-Room Cabinet).....	05

NUMERICAL LIST OF PARTS

NO.	PLATE	NAME	EACH
28182	2720	Button with wood screw $\frac{3}{8}$ in. No. 4 for lid of box for Accessories (Trimnings for Portable Case).....	\$ 05
28183	2720	Hinge, $\frac{3}{4}$ in. x $\frac{3}{4}$ in., for lid of box for Accessories (Trimnings for Portable Case).....	03
28186	2718	Index Plate with two nickel-plated wood screws $\frac{1}{2}$ in. No. 2 (Trimnings for Base, Cabinet Table, Cover Set, Drawing-Room Cabinet, Open-Side Drawing-Room Cabinet and Portable Case).....	10
28187	—	Table Hinge Connection (nickeled) for 28188, obsolete.....	30
28188	—	Table Hinge (nickeled) complete, Nos. 2809, 2810, 28187, three wood screws $\frac{3}{4}$ in. No. 7 and two nickel-plated wood screws $\frac{3}{4}$ in. No. 10 (Trimnings for Cabinet Table) obsolete.....	50
28195	2722	Centre Front Supporting Bracket (Trimnings for Cabinet Table).....	05
28200	2710	Latch Spring for 28037 and 28038, obsolete.....	05
28212	713	Partition Lock (revolving bolt) double (Trimnings for Cabinet Table and Cover Set).....	05
28213	713	Partition Lock (revolving bolt) single (Trimnings for Cabinet Table and Cover Set).....	05
28221	4267	Knob (oxidized) for 28223.....	15
28223	—	Knob (oxidized) complete, Nos. 1272E and 28221 (Trimnings for Cabinet Table).....	20
28227	—	Knob (brass) for 28228.....	15
28228	—	Knob (brass) complete, Nos. 1272E and 28227 (Trimnings for Cabinet Table).....	20
Nos. 28229 to 28231 FOR 28232.			
28229	4267	Handle Hinge Rivet.....	01
28230	4267	" Link.....	08
28231	4267	" Stud.....	06
28232	—	Handle complete, Nos. 28088, 28231 and two each 1344B, 1523E, 28229 and 28230 (Trimnings for Portable Case).....	50
28233	2720	Cover Lock Key, steel (Trimnings for Cover Set).....	05
28233	712	Drawer Lock Key, steel (Trimnings for Drawing-Room Cabinet) obsolete....	05

NUMERICAL LIST OF PARTS

NO.	PLATE	NAME	EACH
28233	2720	Hasp Key, steel (Trimnings for Portable Case).....	\$ 05
28233	712	Partition Lock Key, steel (Trimnings for Cabinet Table and Cover Set)....	05
Nos. 28234 TO 28236, TRIMMINGS FOR CABINET TABLE AND OPEN-SIDE DRAWING-ROOM CABINET.			
28234	—	Hinge (oxidized) round ends, for top leaf.....	15
28235	4269	Hinge (oxidized) round ends, for table platform flap.....	10
28236	—	Hinge (brass) round ends, for table platform flap.....	10
28237	2718	Table Hinge Connection (oxidized) for 28238.....	30
28238	—	Table Hinge (oxidized) complete, Nos. 2809, 15252, 28237, three wood screws $\frac{3}{4}$ in. No. 7 and two oxidized wood screws $\frac{3}{4}$ in. No. 10 (Trimnings for Cabinet Table and Open-Side Drawing-Room Cabinet).....	50
28239	—	Table Hinge Connection (brass) for 28240.....	30
28240	—	Table Hinge (brass) complete, Nos. 2809, 15255, 28239, three wood screws $\frac{3}{4}$ in. No. 7 and two brass wood screws $\frac{3}{4}$ in. No. 10 (Trimnings for Cabinet Table and Open-Side Drawing-Room Cabinet).....	50
28250	—	Belt Hole Bushing (oval, oxidized) $\frac{5}{8}$ in. x 1 in. (Trimnings for Open-Side Drawing-Room Cabinet).....	05
28251	4269	Machine Cushion (cloth) for 24-30 and 24-51 Machines (Trimnings for Base and Portable Case).....	05
28254	—	Belt Hole Bushing (round) oxidized (Trimnings for Cabinet Table, Cover Set, Drawing-Room Cabinet and Open-Side Drawing-Room Cabinet).....	04
28267	4268	Pitman Rod with 25360, for 28271.....	15.
28268	4270	Treadle Centre for 28269.....	05
28269	4269	" " Bracket with 28268 (Trimnings for Open-Side Drawing-Room Cabinet).....	15
28270	4271	Band Wheel Crank for 28271, 46530 and 46535.....	15

NUMERICAL LIST OF PARTS

NO.	PLATE	NAME	EACH
Nos. 28271 TO 28274, TRIMMINGS FOR OPEN-SIDE DRAWING-ROOM CABINET.			
28271	—	Band Wheel Crank and Pitman (ball bearing) complete, Nos. 1520E, 1670E, 25361, 25371, 28267, 28270, 46506 to 46509 and eleven 25362.....	\$1 45
28272	4268	Band Wheel Crank Frame with two each 297C and 1507E.....	1 50
28273	4268	Band Wheel Crank Frame Bracket.....	40
28274	4269	Belt Shifter with 1441C.....	15
28276	4269	" " Shaft Bracket and Belt Guide (Trimnings for Open-Side Drawing-Room Cabinet).....	25
Nos. 28278 TO 28290, TRIMMINGS FOR OPEN-SIDE DRAWING-ROOM CABINET.			
28278	—	Door Drawer Lock Plate (brass).....	05
28279	4270	" " " " (oxidized)....	05
28280	—	" " " " Hub Key (brass).....	15
28281	4270	Door Drawer Lock Plate Hub Key (oxidized).....	15
28282	—	Door Hinge (brass).....	20
28288	4270	" " (oxidized).....	20
28284	—	" Lock (brass) with four round head brass wood screws $\frac{3}{4}$ in. No. 4.....	15
28285	4270	Door Lock (oxidized) with four round head oxidized wood screws $\frac{3}{4}$ in. No. 4.....	15
28286	—	Door Lock Key (brass).....	05
28287	4270	" " " (oxidized).....	05
28288	—	" " " Hole Escutcheon (brass) with two round head brass wood screws $\frac{3}{8}$ in. No. 2.....	05
28289	4270	Door Lock Key Hole Escutcheon (oxidized) with two round head oxidized wood screws $\frac{3}{8}$ in. No. 2.....	05
28290	4270	Table Stop Cushion (rubber).....	02
28290	4270	Top Leaf Support Cushion (rubber).....	02
28839	2712	Hemstitcher for 24-24 and 24-30 Machines, obsolete, use 35024.....	1 25
28863	945	Gatherer for 26969 and 35867.....	10
28926	2712	Presser Foot, for braiding, for 24-24, 24-30, 24-50 and 24-51 Machines.....	75
Nos. 34071 TO 34074 FOR 34078.			
34071	2714	Hand Attachment Gear with 8281 and 8282.....	35

NUMERICAL LIST OF PARTS

NO.	PLATE	NAME	EACH
34072	2715	Hand Attachment Driver Pinion.....	\$ 35
34073	2715	" " Pinion (intermediate)	35
34074	2714	" " Base with two 34075..	40
34075	2715	" " " Position Stud for 34074.....	05
34076	2714	Hand Attachment Bracket for 34078...	60
34077	2715	" " Driver for 34078....	35
34078	—	Hand Attachment complete for 24-30 and 24-51 Machines, Nos. 45D, 240D, 659D, 1327D, 1620D, 8280, 8436, 9566, 34071 to 34074, 34076, 34077 and two each 399A and 690D.....	4 00
34083	528	Belt Guard for 24-24, 24-30, 24-50 and 24-51 Machines.....	25
34117	528	Pulley, 1 1/4 in. diam., for 24-24, 24-30, 24-50 and 24-51 Machines.....	75
34170	2710	Needle Bar Connecting Link with two 1313E.....	25
34212	2707	Thread Nipper Body with two 22447, for 34293.....	75
34213	2707	Thread Nipper Disc (grooved) for 34293	10
Nos. 34218 TO 34226 FOR 24-50 AND 24-51 MACHINES.			
*34218	—	Arm, upper and lower (solid).....	8 00
34219	4266	Face Plate with 34243.....	25
34220	4266	Needle Bar.....	50
34221	4266	" " Bushing.....	30
34222	4266	Thread Controller Eyelet for 34223.....	01
34223	4266	" " " Plate with 34224 and two each 8505 and 34222.....	1 00
34224	4266	Thread Controller Spring for 34223.....	10
34225	4266	" Take-up with 735C.....	25
34226	4266	" " Spring.....	10
34242	2707	" Nipper Ring for 34293.....	10
34243	4266	Face Plate Thread Eyelet with 8505, for 34219.....	02
34293	—	Thread Nipper Body complete for 24-24, 24-30, 24-50 and 24-51 Machines, Nos. 22439, 22440, 22443, 22444, 22450, 34212, 34213, 34242 and two 22451...	1 80
35024	2712	Hemstitcher for 24-24, 24-30, 24-50 and 24-51 Machines.....	50
35676	2722	Oiler with Cap and 35678, for 35677.....	05
35677	—	" 35676, filled with oil (Accessories).	08
35678	2722	" Spout, 2 in. long, for 35676.....	01
35866	—	Box with Racks for 35867.....	50

NUMERICAL LIST OF PARTS

NO.	PLATE	NAME	EACH
35867	945	Attachment Set complete, in metal box, for 24-50 and 24-51 Machines, Nos. 237B, 1534B, 25503 to 25505, 25525, 25537, 25539, 25617, 25618B, 26516, 26774, 28863, 35866 and six needles..	\$5 00
Nos. 46506 TO 46509 FOR 28271, 46530 AND 46535.			
46506	3826	Pitman Ball Bearing Adjusting Screw Ring.....	15
46507	3826	Pitman Ball Bearing Adjusting Screw Ring Locking Washer (brass) ..per 100	25
46508	3826	Pitman Ball Bearing Ring.....	10
46509	3826	" " Case.....	25
46510	4268	" " Rod with 25360, for 46530.....	15
46517	4271	" " " " " 46535.....	15
46518	4271	Treadle for 25268.....	65
46530	—	Band Wheel Crank and Pitman (ball bearing) complete for 25266, Nos. 1520E, 1670E, 25361, 25371, 28270, 46506 to 46510 and eleven 25362....	1 45
46531	4268	Brace with three each 297C and 1507E, for 25266.....	1 45
46534	4271	Band Wheel, 12 1/2 in. diam., with 972C, for 25268.....	1 50
46535	—	Band Wheel Crank and Pitman (ball bearing) complete for 25268, Nos. 1520E, 1670E, 25361, 25371, 28270, 46506 to 46509, 46517 and eleven 25362.....	1 45

PLATE 528—ONE-HALF SIZE


9504




9505



22409



22426



9506



9573



34083



9939



34117



PLATE 529—ONE-HALF SIZE




PLATE 712—ONE-HALF SIZE





PLATE 713—FULL SIZE



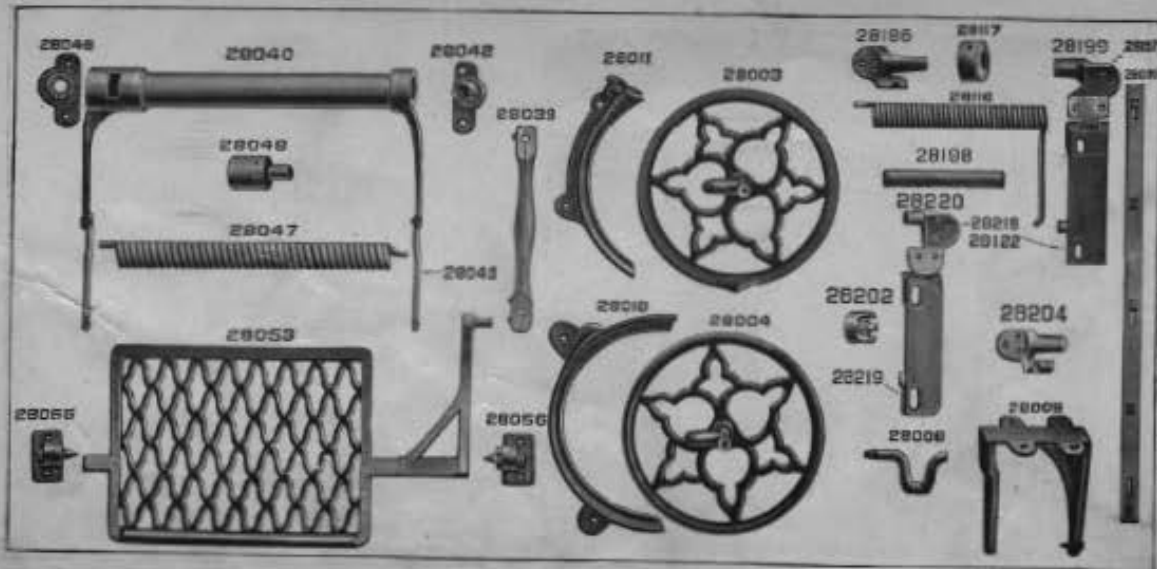


PLATE 714—ONE-EIGHTH SIZE

PLATE 945—ONE-HALF SIZE

35867






PLATE 2701—FULL SIZE

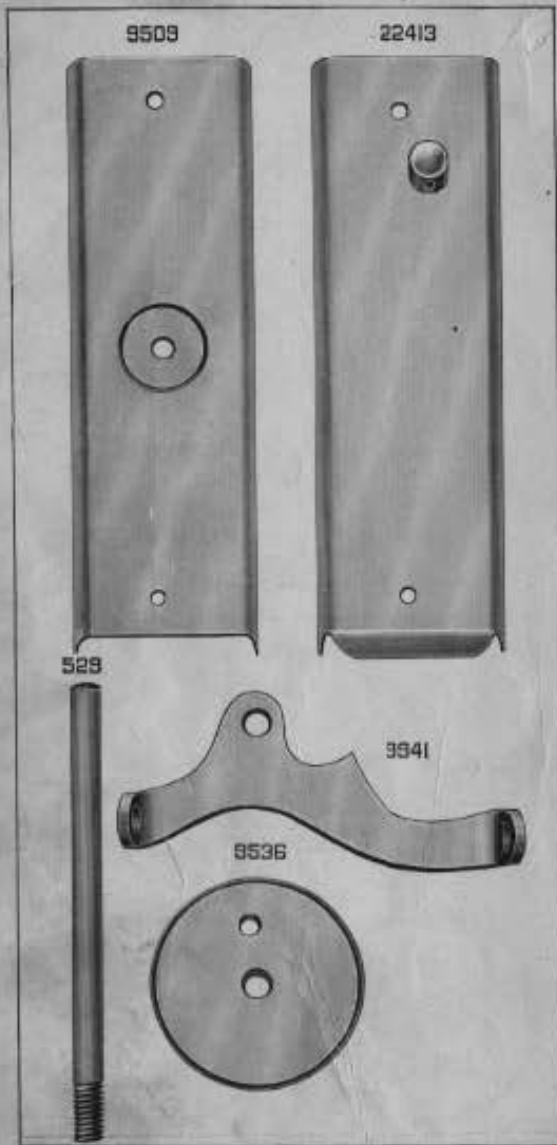


PLATE 2702—FULL SIZE

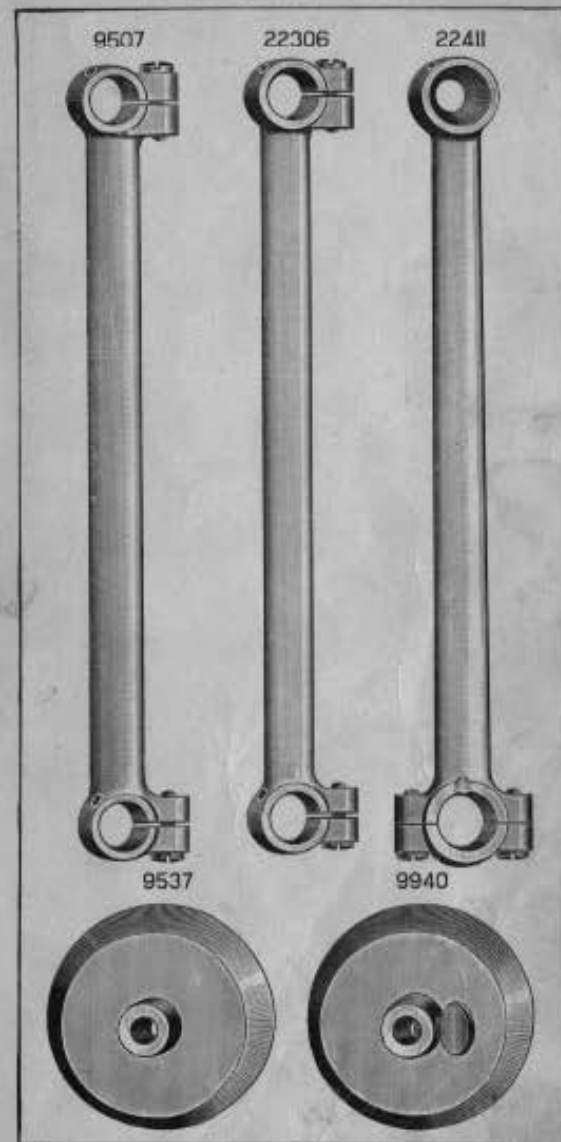


PLATE 2703—FULL SIZE




PLATE 2704—FULL SIZE




PLATE 2705—FULL SIZE




PLATE 2706—FULL SIZE




PLATE 2707—FULL SIZE

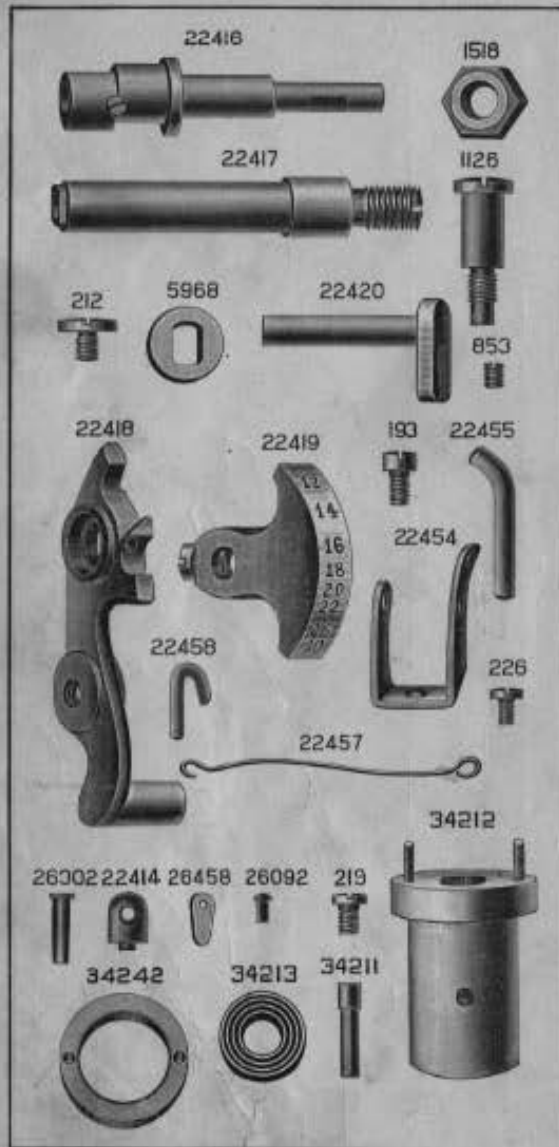


PLATE 2708—FULL SIZE




PLATE 2709—FULL SIZE




PLATE 2710—FULL SIZE




PLATE 2711—FULL SIZE




PLATE 2712—FULL SIZE




PLATE 2713—ONE-HALF SIZE




PLATE 2714—ONE-HALF SIZE




PLATE 2715—FULL SIZE




PLATE 2716—FULL SIZE




PLATE 2717—FULL SIZE




PLATE 2718—FULL SIZE

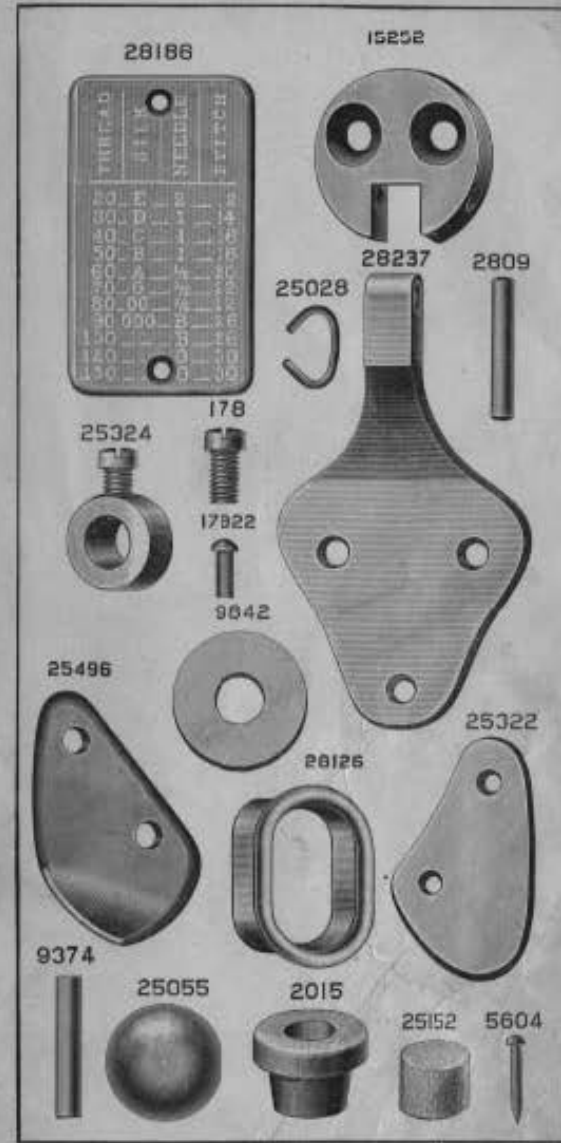


PLATE 2719—FULL SIZE




PLATE 2720—FULL SIZE




PLATE 2721—FULL SIZE



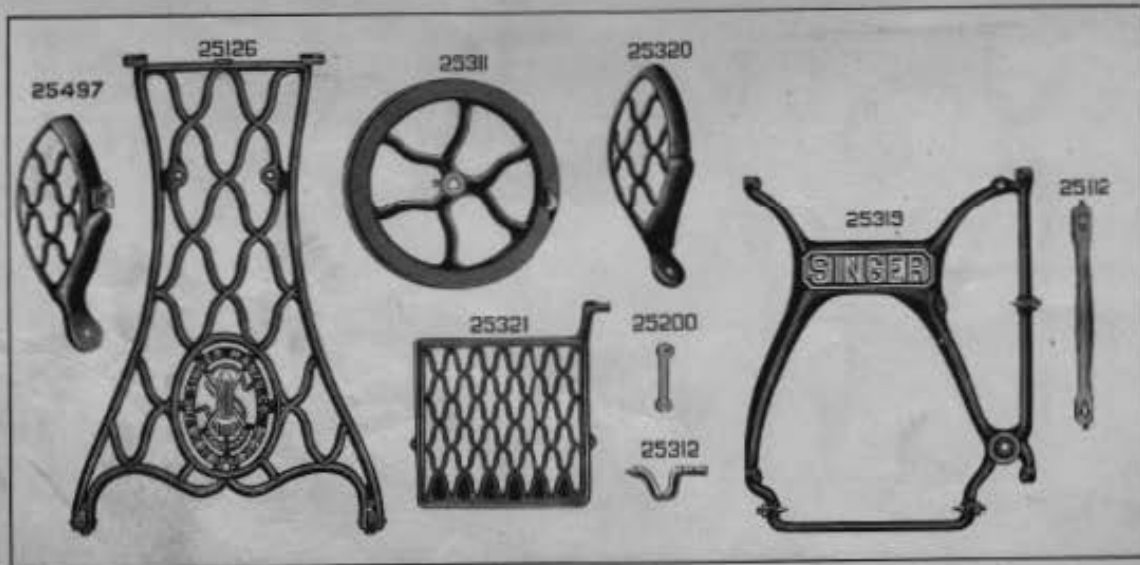
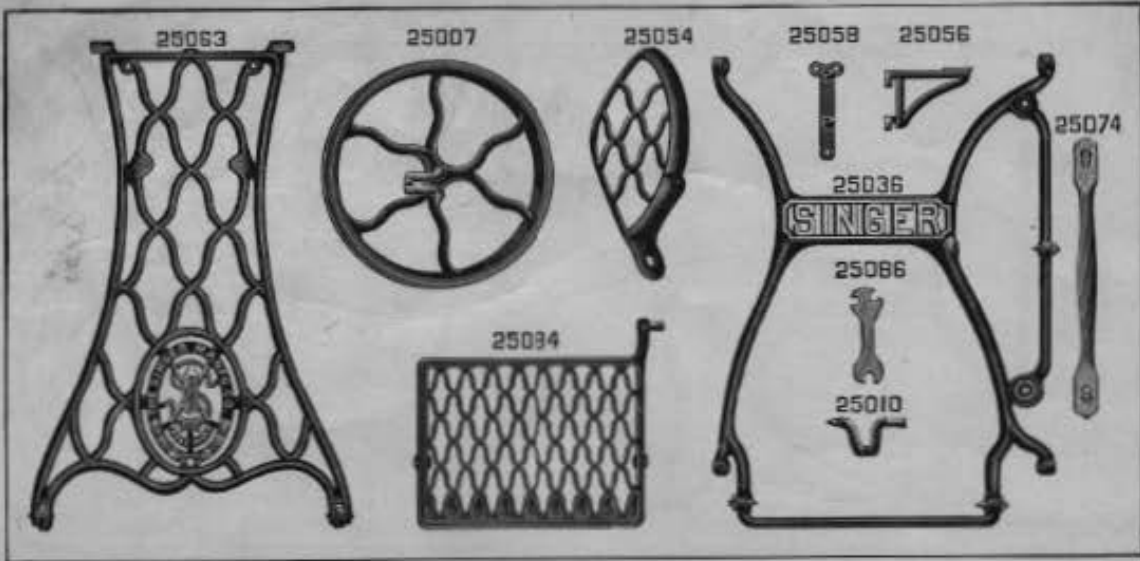


PLATE 2722—ONE-HALF SIZE





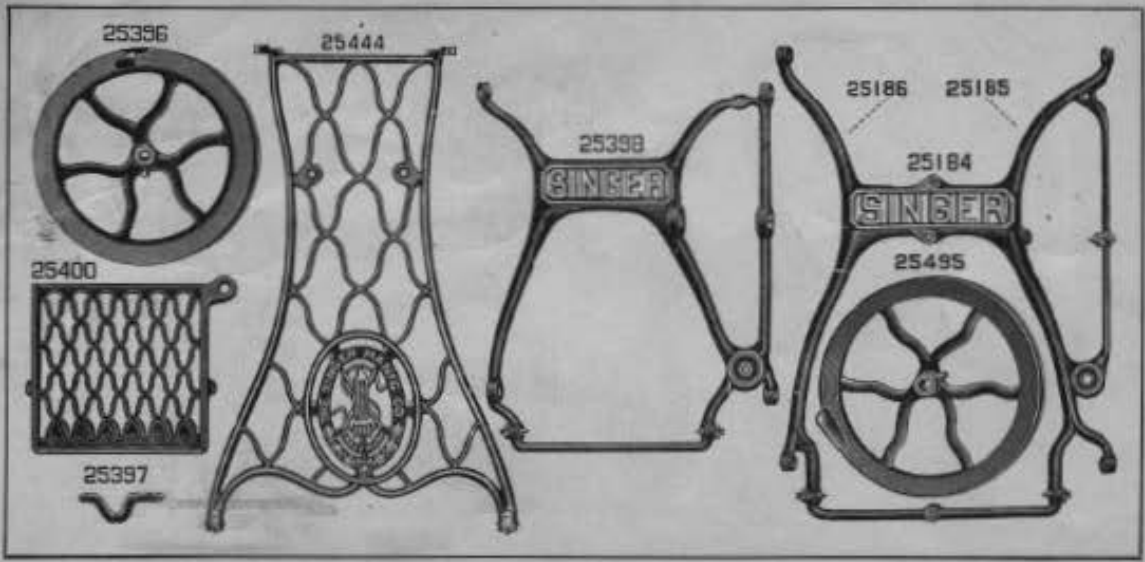


PLATE 2726—ONE-NINTH SIZE

PLATE 3826—FULL SIZE



PLATE 4266—FULL SIZE





PLATE 4267—FULL SIZE



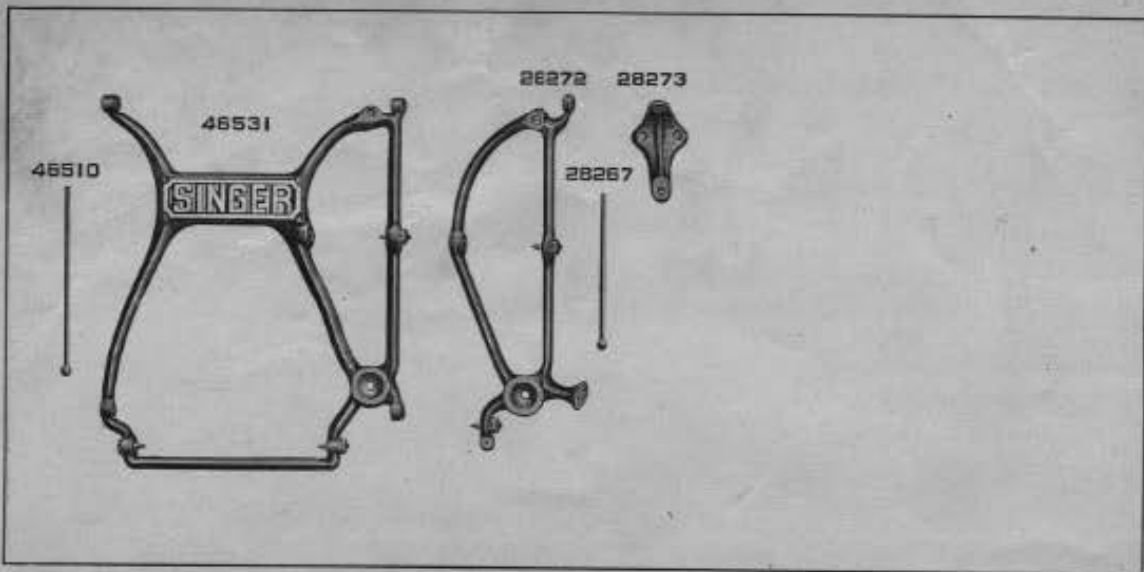


PLATE 4268-ONE-NINTH SIZE

PLATE 4269—ONE-HALF SIZE




PLATE 4270—FULL SIZE

